solventum

Orthodontic Product Catalog

Creating success for patients and your practice.

The orthodontic business and treatment models are changing. Patients have more choices than ever, and they're playing an active role when it comes to their treatment plans. At the same time, emerging technology is driving innovation and new efficiencies in the practice of orthodontics.

In the midst of this change, your goal remains the same—creating beautiful, confident smiles that will last your patients a lifetime.

Clarity™ Digital Solutions 1

Self-Ligating Appliances 2

Ceramic Brackets 3

Metal Brackets 4

Buccal Tubes 5

Bands and Attachments 6

Hand Instruments 7

Adhesives 8

Auxiliary Products and Accessories 9

Order your products!

www.solventum.com/en-us/home/oral-care/orthodontic-solutions/

Table of Contents

Section 1 – Table of Contents

Clarity™ Aligners with Clarity™ Precision Grip Attachments **1.2**

Clarity™ Digital Bonding **1.4**

Clarity™ Retainers **1.5**

Clarity™ Portal **1.6**

Filtek™ Matrix **1.8**

Clarity™ Aligners with Clarity™ Precision Grip Attachments

CLARITY™

Go work wonders.

Clarity digital solutions provide flexibility and efficiency so you can achieve the best outcomes for your patients and your practice. Discover how Clarity can help you work wonders.

Four important reasons to add Clarity Aligners to your existing treatment options.

Force persistence

Stain resistance

Torque control

Straight trimline for patient comfort

Clarity™ Aligners with Clarity™ Precision Grip Attachments

Clarity™ Precision Grip Attachments

Pre-loaded, 3D-printed, fully cured composite attachments that are optimally shaped, and customized to fit each patients' unique anatomy. Designed to increase predictability of your attachment bonding process, this revolutionary technology will change the way you work, for good.

See the difference:

Conventional attachments	Clarity Precision Grip Attachments
Unpredictable shapes	✓ Precisely customizable
Variability	✓ No excess composite
Imprecision	✓ Simplified process
Time intensive	✓ Reliably durable
Excess composite	✓ Beautiful esthetics
Technique sensitive	✓ Easier debonding
Unreliable aligner engagement	✓ Predictable aligner engagement

Precise
Pre-filled attachments offer better tracking* when compared to conventional attachments

Flash-less
No flash to clear away, cutting down on appointment time and unwanted tooth movement

Simplified
Pre-loaded attachments eliminate technique sensitivity and reduce onboarding time for new staff

*Solventum data on file

Clarity™ Digital Bonding

You plan the strategy. We provide the tools to make it work. Solution features:

Made of two layers: soft gel inlay to conform to the patient's anatomy and hard outer shell to add rigidity and support placement of the tray.

Removable outer layer is designed to facilitate bracket insertion and tray removal after bonding.

Clear appearance

Blue midline marker to assist with tray alignment when seating

Meets FDA requirements for biocompatibility*

High degree of bracket placement accuracy

Compatible with:

SmartClip™ SL3 Self-Ligating Brackets
Refer to Section 2

Clarity™ Advanced Ceramic Brackets
Refer to Section 3

Victory Series™ Low Profile Brackets
Refer to Section 4

Victory Series™ Superior Fit Buccal Tubes
Refer to Section 4 and 5

Streamlined, shorter bonding appointments*

of team time per bonding appointment*

of doctor time per bonding appointment*

repositioning appointments per case*

of treatment time

Digital flash-free bonding

Our APC™ Flash-Free Adhesive Coated Appliance System has a resin-soaked nonwoven mat that adheres to the enamel eliminating the process of flash removal.

Traditional paste adhesive require detailed flash cleanup or even grinding, if already cured.

*Solventum data on file

Clarity™ Retainers

Keep your smile straight: Clarity™ Retainers are clear and nearly invisible

The straight trimline makes them, more comfortable and more esthetic, and the material resists scratching and staining.

- **Highly durable**
- **Easy to insert and remove**
- **Fit well**
- **Comfortable upon initial seating**
- **Custom fit to you**

Clarity Retainers are:

- Gluten free
- BPA free
- Natural rubber latex free
- Mercury free
- Phthalates free

Clarity™ Portal

Choice. Efficiency. Control.

Clarity Portal offers cloud-based accessibility to aligner, bracket and dental restorative treatments with a simple process and intuitive platform.

The features you want, without the hassle

- Cloud-based software provides convenient access to Tx Design
- Accepts any high quality STL file
- Seamless workflow for Clarity™ Aligners, Clarity™ Digital Bonding, Filtek™ Matrix and combination Tx Designs

Time saving features

- Movement grid
- Access to full history of patient records
- Patient and case notes
- Virtual roots with accurate lengths
- Ability to combine treatment types (hybrid treatment)
- Downloadable STL files

Plan every move for aligners, brackets and restorative treatment, all in one place

Clarity™ Retainers

Clarity™ Aligners Flex + Force

Clarity™ Digital Bonding

Filtek™ Matrix

Clarity™ Precision Grip Attachments

86%

of orthodontists

surveyed rate the Clarity Portal software platform as

'easy to use'*

A progress scan* showing the evolution of treatment can be generated in just four to six minutes

4-6 minutes

- HIPAA compliant
- Unique staff credentials

Also accepts any **high quality** .STL file

*Solventum data on file

Clarity™ Portal

Simple ordering process

1. Patient
Upload patient information

2. Product
Select Tx modality

3. Records
Complete patient records

4. Rx
Provide Rx details

5. Review
Review and submit the order

100%*

of surveyed doctors **agree** that Solventum offers **excellent** customer support

"I find that the portal is very user friendly, easy to understand and easy to fill out...

It's so intuitive and it's web-based... and they have an open system where you can use any scanner."

Dr. Diane Milberg

"The idea that you have one online platform with all of your treatments is hugely beneficial for us as doctors."

Dr. Christian Groth

*Solventum data on file

Filtek™ Matrix

Together with Filtek™ Matrix

Clarity Aligners and Filtek Matrix — available together on Clarity Portal — to expand and differentiate your practice.

Filtek Matrix is a digitally designed anterior matrix that helps simplify restorative procedures for you and your patients.

Predictable outcomes: increased confidence with results aligned to digital design

Esthetic results: durable composite restorations aligned to planned dentition shape

Conservative treatment: preserve healthy tooth structure

Efficient procedure: helps save time and effort compared to the free-hand technique

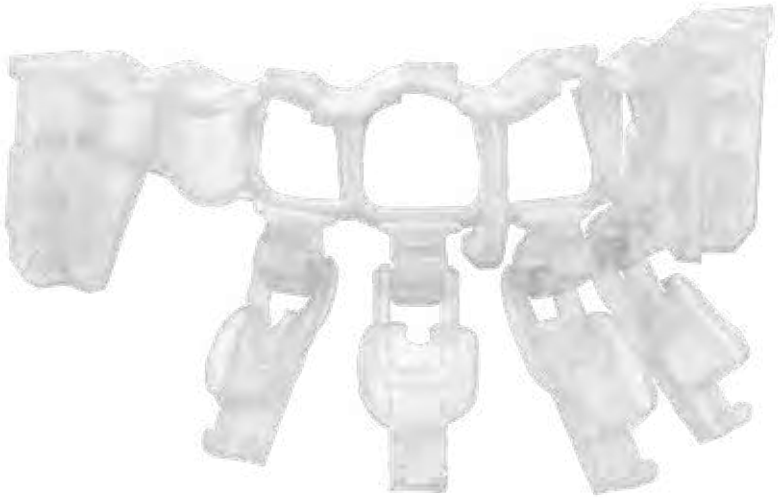

Table of Contents

Section 2 – Table of Contents

SmartClip™ SL3 Self-Ligating Appliance System **2.2**

Victory Series™ Active Self-Ligating Brackets **2.6**

Clarity™ Ultra Self-Ligating Brackets **2.8**

SmartClip™ SL3 Self-Ligating Appliance System

Refer to Section 1
Clarity™ Digital Bonding

Design

Smooth radius surface for enhanced patient comfort

Notched tie-wings for additional bicuspid identification Low profile self-ligating bracket

Torque-in-base for level slot line up and improved finishing

Familiar bracket

Twin shape bracket with rhomboidal design

Color-coded quadrant ID system

Alignment

Vertical scribe line for more accurate bracket placement

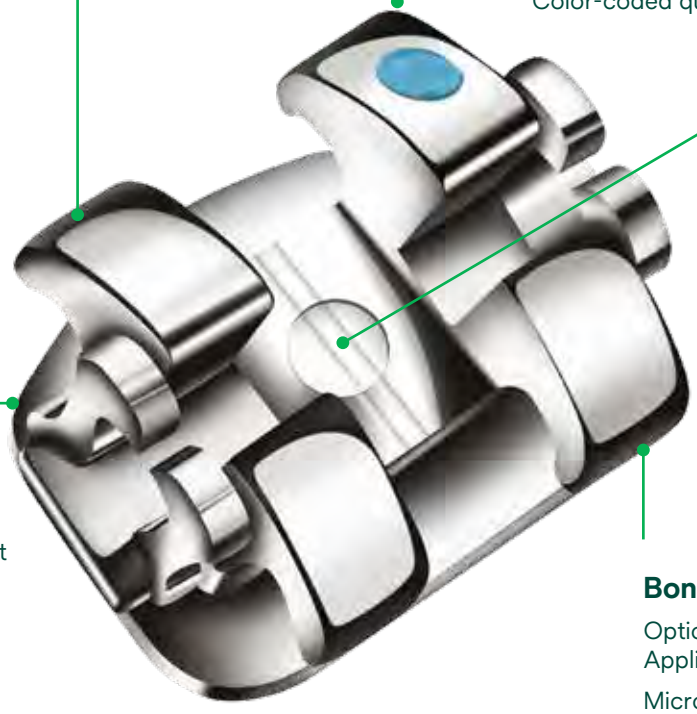

Intelligent SL3 clip

Enhanced for easy wire engagement and disengagement

Pre-programmed "release" of the archwire Open, clean design for patient hygiene

Precisely finished nickel - titanium

Bonding

Optional APC™ Adhesive Coated Appliance System

Micro-etched 3-point contact base surface for anatomical contouring

Available molar brackets for a complete 6 x 6 system

The SmartClip™ Self-Ligating Appliance System revolutionizes self-ligation. An integral nickel-titanium clip permits easy and simple archwire insertion and removal, yet holds the archwire with a pre-programmed force that avoids unintentional disengagement. The SmartClip™ Bracket also features a familiar twin-bracket design and is available in several prescriptions. Choose either the APC™ II Adhesive Coated Appliance System, the APC™ PLUS Adhesive Coated Appliance System with color change adhesive, or the APC™ Flash-Free Adhesive Coated Appliance System for enhanced bonding efficiency. These features, exclusively together in the SmartClip Appliance System, combine to bring greater efficiencies and more predictable outcomes to orthodontic treatment.

SmartClip™ SL3 Brackets available with:

APC™ Flash-Free Adhesive
Also available with APC™ II and APC™ Plus Adhesive pre-coating.

MBT™ Versatile+ Appliance System

SmartClip™ SL3 Self-Ligating Appliance System

MBT™ Versatile+ Appliance System Prescription

MAXILLARY			IN/OUT		Part Number – .018 in.		Offset	Part Number – .022 in.		Offset
Tooth	**Torque**	**Angulation**	**in.**	**mm**	**L**	**R**		**L**	**R**	
Central	22	4	0.04	1.02	**004-401****	**004-402****		**004-501**	**004-502**	
Central	17	4	0.04	1.02	**004-201**	**004-202**		**004-301**	**004-302**	
Lateral	10	8	0.05	1.27	**004-203**	**004-204**		**004-303**	**004-304**	
Cuspid HK	-7	8	0.032	0.81	**004-209**	**004-210**		**004-309**	**004-310**	
Cuspid	0	8	0.032	0.81	**004-211**	**004-212**		**-**	**-**	
Cuspid HK	0	8	0.032	0.81	**004-213**	**004-214**		**004-313**	**004-314**	
Bicuspid Universal	-7	0	0.036	0.91	**004-215**		**0****	**004-315**		**0**
Bicuspid HK	-7	0	0.036	0.91	**004-217**	**004-218**		**004-317**	**004-318**	**0**
1st Molar with Tie-wings	-14	10 (Distal Offset)			**004-6011**	**004-6022**		**004-7011**	**004-7022**	
MANDIBULAR			**IN/OUT**		**Part Number – .018 in.**			**Part Number – .022 in.**		
Tooth	**Torque**	**Angulation**	**in.**	**mm**	**L**	**R**		**L**	**R**	
Anterior	-6	0	0.06	1.52	**004-229**			**004-329**		
Cuspid HK	-6	3	0.03	0.76	**004-233**	**004-234**		**004-333**	**004-334**	
Cuspid	0	3	0.03	0.76	**-**	**-**		**004-335****	**004-336****	
Cuspid HK	0	3	0.03	0.76	**004-237**	**004-238**		**004-337**	**004-338**	
1st Bicuspid	-12	2	0.038	0.97	**004-239**	**004-240**	**0**	**004-339**	**004-340**	
1st Bicuspid HK	-12	2	0.038	0.97	**004-241**	**004-242**	**0**	**004-341**	**004-342**	**0**
1st Bicuspid	-12	2	0.038	0.97	**004-239**	**004-240**	**0**	**004-339**	**004-340**	**0**
1st Bicuspid HK	-12	2	0.038	0.97	**004-241**	**004-242**	**0**	**004-341**	**004-342**	**0**
1st Molar with Tie-wings	-20	0 (Distal Offset)			**004-6033**	**004-6044**		**004-7033**	**004-7044**	

*Solventum version of this prescription. No endorsement by the Doctor is implied.
**Available Uncoated only.
***Available Uncoated and with APC™ II Adhesive only.
****Not available with APC™ Plus Adhesive.

Adding Prefix "3" is APC™ II Adhesive System

Adding Prefix "5" is APC™ PLUS Adhesive System

Adding Prefix "4" is APC™ Flash-Free Adhesive System

Single Patient Kits	Part Number	Part Number	Rx
Single Patient Kits – 6×6	**.018 in.**	**.022 in.**	
U/L 6×6 Cuspid HK	**-**	**004-127***	MBT
U/L 6×6 HK	**-**	**004-128**	MBT
U/L 6×6 0° Torque Cuspid Cuspid HK	**004-110****	**004-130**	MBT
U/L 6×6 0° Torque Cuspid HK	**-**	**004-131*****	MBT

*Available Uncoated and with APC™ II Adhesive Kits only.
**Available Uncoated and with APC™ Flash-Free Adhesive only.
***Available Uncoated and with APC™ PLUS Adhesive Kits only.

Adding Prefix "3" is APC™ II System
Example: 3004-106

Adding Prefix "5" is APC™ PLUS System
Example: 5004-106

Adding Prefix "4" is APC™ Flash-Free System
Example: 4004-106

Note

APC™ System brackets sold in units of five.	APC™ System molar appliances sold in units of four.

SmartClip™ SL3 Self-Ligating Appliance System

Roth Prescription

MAXILLARY			IN/OUT		Part Number – .018 in.		Offset	Part Number – .022 in.		Offset
Tooth	**Torque**	**Angulation**	**in.**	**mm**	**L**	**R**		**L**	**R**	
Central	12	3	0.04	1.02	**004-405**	**004-406**		**004-505**	**004-506**	
Lateral	5	8	0.05	1.27	**004-409**	**004-410**		**004-509**	**004-510**	
Cuspid	0	8	0.032	0.81	**004-211**	**004-212**		**-**	**-**	
Cuspid HK	0	8	0.032	0.81	**004-213**	**004-214**		**004-313**	**004-314**	
Bicuspid Universal Offset	-9	0	0.036	0.91	**004-4190*** **			**-**		
Bicuspid Universal	-7	0	0.036	0.91	**004-215**		**0****	**004-315**		**0**
Bicuspid HK	-7	0	0.036	0.91	**004-217**	**004-218**	**0**	**004-317**	**004-318**	**0**
1st Molar with Tie-wings	-14	10 (Distal Offset)			**004-6011**	**004-6022**		**004-7011**	**004-7022**	
MANDIBULAR			**IN/OUT**		**Part Number – .018 in.**			**Part Number – .022 in.**		
Tooth	**Torque**	**Angulation**	**in.**	**mm**	**L**	**R**		**L**	**R**	
Anterior	-1	0	0.06	1.52	**004-431**			**004-531**		
Cuspid HK	-6	3	0.03	0.76	**004-233**	**004-234**		**004-333**	**004-334**	
Cuspid HK	-3	3	0.03	0.76	**004-439**	**004-440**		**004-539**	**004-540**	
1st Bicuspid	-12	2	0.038	0.97	**004-239**	**004-240**	**0**	**004-339**	**004-340**	
1st Bicuspid HK	-12	2	0.038	0.97	**004-241**	**004-242**	**0**	**004-341**	**004-342**	**0**
1st Bicuspid	-12	2	0.038	0.97	**004-239**	**004-240**	**0**	**004-339**	**004-340**	
1st Bicuspid HK	-12	2	0.038	0.97	**004-241**	**004-242**	**0**	**004-341**	**004-342**	**0**
1st Molar with Tie-wings	-20	0 (Distal Offset)			**004-6033**	**004-6044**		**004-7033**	**004-7044**	

Adding Prefix "3" is APC™ II Adhesive System

Adding Prefix "5" is APC™ PLUS Adhesive System

Adding Prefix "4" is APC™ Flash-Free Adhesive System

*Solventum version of this prescription. No endorsement by the Doctor is implied.

**Available Uncoated only.

***Available Uncoated and with APC™ II Adhesive only.

****Not available with APC™ Plus Adhesive.

Note

APC™ System brackets sold in units of five.	APC™ System molar appliances sold in units of four.

SmartClip™ SL3 Self-Ligating Appliance System
High Torque Prescription

MAXILLARY			IN/OUT		Part Number – .018 in.		Offset	Part Number – .022 in.		Offset
Tooth	**Torque**	**Angulation**	**in.**	**mm**	**L**	**R**		**L**	**R**	
Central	22	5	0.04	1.02	**004-403**	**004-404**		**004-503**	**004-504**	
Central	22	4	0.04	1.02	**004-401****	**004-402****		**004-501**	**004-502**	
Lateral	15	9	0.05	1.27	**004-407**	**004-408**		**004-507**	**004-508**	
Cuspid HK	6	8	0.032	0.81	**004-413**	**004-414**		**004-513**	**004-514**	
Bicuspid Universal	-4	0	0.036	0.91	**004-425**			**004-525**		
Bicuspid HK	-4	0	0.036	0.91	**004-427**	**004-429**	**0**	**004-527**	**004-529**	**0**
1st Molar with Tie-wings	-14	10 (Distal Offset)			**004-6011**	**004-6022**		**004-7011**	**004-7022**	
MANDIBULAR			**IN/OUT**		**Part Number – .018 in.**			**Part Number – .022 in.**		
Tooth	**Torque**	**Angulation**	**in.**	**mm**	**L**	**R**		**L**	**R**	
Anterior	3	0	0.06	1.52	**004-432**			**004-532**		
Cuspid HK	7	3	0.03	0.76	**004-435**	**004-436**		**004-535**	**004-536**	
1st Bicuspid	-12	2	0.038	0.97	**004-239**	**004-240**	**0**	**004-339**	**004-340**	**0**
1st Bicuspid HK	-12	2	0.038	0.97	**004-241**	**004-242**	**0**	**004-341**	**004-342**	**0**
1st Bicuspid	-12	2	0.038	0.97	**004-239**	**004-240**	**0**	**004-339**	**004-340**	**0**
1st Bicuspid HK	-12	2	0.038	0.97	**004-241**	**004-242**	**0**	**004-341**	**004-342**	**0**
1st Molar with Tie-wings	-20	0 (Distal Offset)			**004-6033**	**004-6044**		**004-7033**	**004-7044**	

Adding Prefix "3" is APC™ II Adhesive System

Adding Prefix "5" is APC™ PLUS Adhesive System

Adding Prefix "4" is APC™ Flash-Free Adhesive System

*Solventum version of this prescription. No endorsement by the Doctor is implied.

**Available Uncoated and with APC™ Flash-Free Adhesive only.

***Available in Uncoated Kit only.

Single Patient Kits	Part Number	Part Number	Rx
Single Patient Kits – 5×5	**.018 in.**	**.022 in.**	
U/L 5×5	-	**004-120****	MBT
U/L 5×5 Cuspid HK	**004-101****	**004-121**	MBT
U/L 5×5 HK	**004-102**	**004-122**	MBT
U/L 5×5 0° Torque Cuspid Cuspid	-	**004-123*****	MBT
U/L 5×5 0° Torque Cuspid Cuspid HK	**004-104**	**004-124**	MBT
U/L 5×5 0° Torque Cuspid HK	**004-105**	**004-125**	MBT
U/L 5×5 HK	-	**004-147*****	High Torque*
U/L 5×5 Cuspid HK	**004-133**	-	Roth*
U/L 5×5 HK	-	**004-144**	Roth*

Adding Prefix "3" is APC™ II System
Example: 3004-100

Adding Prefix "5" is APC™ PLUS System
Example: 5004-100

Adding Prefix "4" is APC™ Flash-Free System
Example: 4004-100

Note

APC™ System brackets sold in units of five.	APC™ System molar appliances sold in units of four.

Victory Series™ Active Self-Ligating Brackets

Victory Series Brackets are widely accepted as an industry benchmark for outstanding performance. Advanced Victory Series™ Active Self-Ligating Brackets have been designed and detailed to be no exception. Quality manufactured to strict tolerances and extensively tested to assure reliability, Victory Series Active Self-Ligating Brackets will help you effectively treat even the most difficult cases with confidence.

The Victory Series Active Self-Ligating Bracket has a robust ligating mechanism that is designed for reliability in use and ease of operation. And the full slot-width size door maximizes available rotational control capability. You can also add optional APC™ II Adhesive coating for reduced bonding steps and added convenience.

Accurate bracket placement and positioning

Parallel mesial-distal sides and vertical scribe line provide visual references[7,8]

Torque-in-base allows for level slot line-up[9]

Enhanced patient comfort

Precision MIM bracket body with rounded edges[1]

Round, low profile hooks[2]

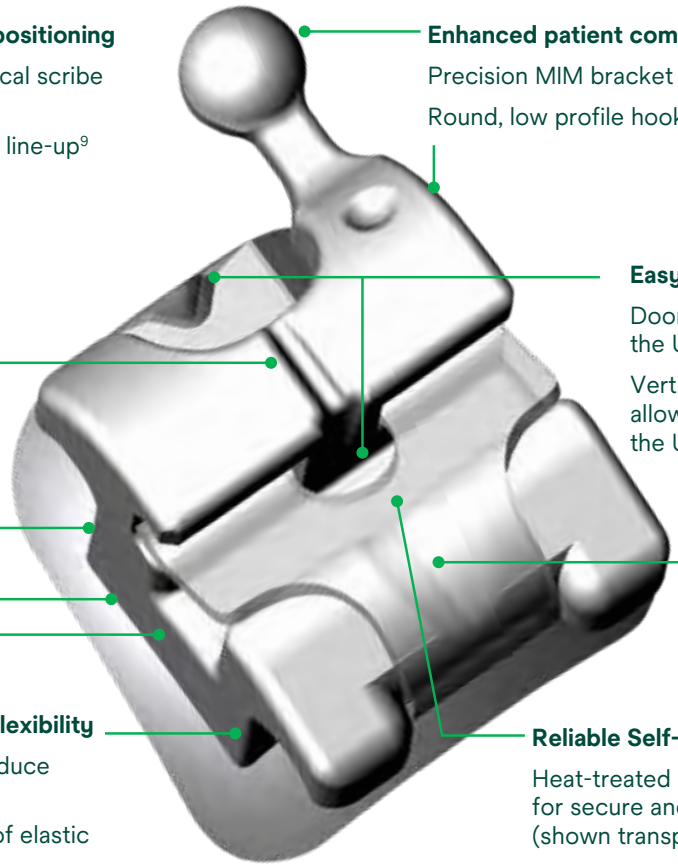

Easy to open & close door

Doors can be opened using either the U-notch or the gingival tab[3]

Vertical groove under the door allows for easy opening from the U-notch[4]

Design advantages for treatment flexibility

Rounded slot edges designed to reduce archwire binding[10]

Ample under tie-wing area for use of elastic chains and other ligated auxiliaries[11]

Compatible with other active self-ligating bracket archwire sequences[12]

Reliable Self-Ligating Door Mechanism[14]

Heat-treated Nickel-Cobalt alloy door for secure and robust ligation (shown transparent)[5]

Full slot-width door for optimal rotational control[6]

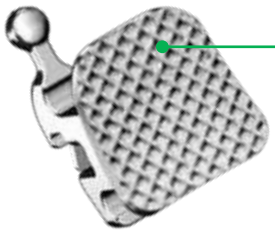

Intricate base for greater bond strength

Micro-etched, 80-gauge mesh pad applied at a 45° angle[13]

Anatomically contoured base surface[13]

Optional APC™ Adhesive Coated Appliance System

Victory Series™ Active Brackets available with:

APC™ II Adhesive

References 1-14, see complete list in publication 021-148, Victory Series™ Active Self-Ligating Appliances.

Victory Series™ Active Self-Ligating Brackets

Parts List – 0.022 slot Roth* Prescription

Maxillary			IN/OUT		0.022 in.	
Tooth	**Torque**	**Angulation**	**in.**	**mm**	**L**	**R**
Central	+12	+5	0.040	1.02	**025-301**	**025-302**
Lateral	+8	+9	0.049	1.24	**025-303**	**025-304**
Cuspid HK	-2	+10	0.032	0.81	**025-307**	**025-308**
Bicuspid HK	-7	0	0.037	0.94	**025-310**	**025-311**
Mandibular			**IN/OUT**		**0.022 in.**	
Tooth	**Torque**	**Angulation**	**in.**	**mm**	**L**	**R**
Anterior	-1	0	0.058	1.47	**025-312**	
Cuspid HK	-11	+7	0.030	0.76	**025-315**	**025-316**
1st Bicuspid HK	-17	0	0.039	0.99	**025-319**	**025-320**
2nd Bicuspid HK	-22	0	0.033	0.84	**025-323**	**025-324**
					Adding Prefix "3" is APC™ II Adhesive System – *Example: 3025-301*	

Single Patient Kits	Part Number
Single Patient Kits – 5×5	**0.022 in.**
U/L 5×5 Victory Series™ Active Self-Ligating Brackets HKs	**025-127**
	Adding Prefix "3" is APC™ II Adhesive System – *Example: 3025-127*

Active Bracket Design means Dynamic Performance.

Victory Series Active Self-Ligating Brackets offer dynamic interaction between the ligating mechanism and the archwire as treatment phases change, with performance advantages in each phase.

Passive Phase

Round archwires in .022 slot

With round archwires, the bracket is passive, resulting in minimal archwire contact and low friction for efficient leveling and alignment.

Interactive Phase

Sizes below .016 x .025 in .022 slot

Small square or rectangular archwires fill the slot but do not reach the ligating mechanism. This adds control during the working phase for space closure, rotation control and arch form expression.

Active Phase

Sizes starting at .016 x .025 in .022 slot

Larger rectangular archwires engage the ligating mechanism, offering full control for finishing and detailing.

*Solventum version of this prescription. No endorsement by the Doctor is implied.

Clarity™ Ultra Self-Ligating Brackets

Showcase your expertise. Deliver precise results.

Clarity™ Ultra Self-Ligating Brackets offer rotational control, improved versatility and Solventum's unique stress concentrator designed for predictable, consistent debonding.



Product Benefits:

- Available with APC™ Flash-Free Adhesive precoating
- No metal parts showing
- Door as wide as bracket
- An audible click is heard when the door opens and closes
- Reliable, self-ligating doors withstand more than 2x the open- and closing-cycles of typical treatment
- MBT™ Versatile+ Appliance System prescription
- Fine-grained alumina ceramic provides excellent translucency

Clarity™ Ultra Self-Ligating Brackets

MBT™ Appliance System Prescription

Maxillary			IN/OUT		Part Number – 0.022 in.	
Tooth	**Torque**	**Angulation**	**in.**	**mm**	**L**	**R**
Central	+17°	4°	0.026	0.66	**003-301**	**003-302**
Lateral	+10°	8°	0.035	0.89	**003-303**	**003-304**
Cuspid Hk	0°	8°	0.021	0.53	**003-307**	**003-308**
Bicuspid Hk	-7°	0°	0.029	0.74	**003-310**	**003-311**
Mandibular					**Part Number – 0.022 in.**	
Tooth	**Torque**	**Angulation**	**in.**	**mm**	**L**	**R**
Anterior	-6°	0°	0.045	1.14	**003-350**	**003-350**
Cuspid Hk	0°	3°	0.020	0.51	**003-353**	**003-354**
1st Bicuspid Hk	-12°	2°	0.030	0.76	**003-357**	**003-358**
2nd Bicuspid Hk	-17°	2°	0.034	0.86	**003-361**	**003-362**

Adding Prefix "4" is APC™ Flash-Free Adhesive System – *Example: 4003-301*

Patient Kits

	Part Number – 0.022 in.
U/L Lt/Rt 5×5 Hk	**003-111**
U Lt/Rt 5×5 Hk	**003-116**

Adding Prefix "4" is APC™ Flash-Free Adhesive System – *Example: 4003-111*

Instruments for the Ultra SL System

	Part Number
Open-Close Instrument	**804-155**
Debonding Instrument	**804-175**

REF 804-175

REF 804-155

Clarity Ultra Brackets available precoated with:

APC™ Flash-Free Adhesive

Simple, efficient bonding process.

Powered by technology, the APC Flash-Free Adhesive Coated Appliance System is the most efficient bonding system in orthodontics. Our innovative design created a unique adhesive bonding substrate on the base of the bracket that saves you time and positively impacts patient satisfaction.

Table of Contents

Section 3 – Table of Contents

Clarity™ Advanced Ceramic Brackets **3.2**

Clarity™ Ultra Self-Ligating Brackets **3.7**

Clarity™ Advanced Ceramic Brackets

Attractive appearance.
Distinct design.

Predictable, consistent debonding with proprietary stress concentrator.

Reduce the uncertainty of the ceramic bracket debonding process with our unique stress concentrator, a hallmark of the Clarity brand. This innovative design feature allows for mesial-distal debonding with a simple squeeze, so you can debond with confidence and help ensure the patients' debonding visit will be a positive part of the treatment experience.

Enhanced patient comfort.

Small, low profile bracket with smooth bracket surface and rounded corners enhance patient comfort.

Clarity™ Advanced Ceramic Brackets

Advanced ceramics. Enhanced beauty.

Clarity Advanced Ceramic Brackets are a revolutionary leap forward in orthodontic ceramic brackets. Through the combination of progressive technology and state-of-the-art design, Clarity Advanced Ceramic Brackets deliver brilliant esthetics, small design, predictable debonding and enhanced patient comfort. These advanced features enable you to offer the ultimate combination of esthetics and performance to your patients.

Product Benefits:

- Brilliant esthetics
- Trusted strength and small bracket design
- Predictable, consistent debonding with proprietary stress concentrator
- Enhanced patient comfort

APC™ Adhesive Efficiency

Clarity Advanced Ceramic Brackets are available with your choice of APC™ Adhesive coating, including APC™ Flash-Free Adhesive.

Benefits of APC™ Flash-Free Adhesive:

- Eliminates the flash removal step
- Saves bonding time for doctor, staff and patients
- Lowers the bond failure rate
- Makes debonding and remnant clean-up easier
- Improves patient bonding/debonding experience

Clarity Advanced Brackets available precoated with:

APC™ Flash-Free Adhesive

Also available with APC™ II and APC™ Plus Adhesive pre-coating.

MBT™ Versatile+ Appliance System

Clarity™ Advanced Ceramic Brackets

A revolution in ceramic bracket technology.





Clarity™ Advanced Ceramic Brackets

Selection by MBT™ Versatile+ Appliance System

Maxillary			IN/OUT		0.018 in.		0.022 in.	
Tooth	**Torque**	**Angulation**	**in.**	**mm**	**L**	**R**	**L**	**R**
Central	+17	+4	0.026	0.66	**006-201**	**006-202**	**006-301**	**006-302**
Lateral	+10	+8	0.035	0.89	**006-205**	**006-206**	**006-305**	**006-306**
Cuspid	0	+8	0.021	0.53	**006-207**	**006-208**	**006-307**	**006-308**
Cuspid HK	0	+8	0.021	0.53	**006-209**	**006-210**	**006-309**	**006-310**
Bicuspid Universal	-7	0	0.029	0.74	**006-211**		**006-311**	
Bicuspid HK	-7	0	0.029	0.74	**006-213**	**006-212**	**006-313**	**006-312**
Mandibular			**IN/OUT**		**0.018 in.**		**0.022 in.**	
Tooth	**Torque**	**Angulation**	**in.**	**mm**	**L**	**R**	**L**	**R**
Anterior	-6	0	0.045	1.14	**006-250**		**006-350**	
Cuspid	0	+3	0.020	0.51	**006-251**	**006-252**	**006-351**	**006-352**
Cuspid HK	0	+3	0.020	0.51	**006-253**	**006-254**	**006-353**	**006-354**
1st Bicuspid	-12	+2	0.030	0.76	**006-255**	**006-256**	**006-355**	**006-356**
1st Bicuspid HK	-12	+2	0.030	0.76	**006-257**	**006-258**	**006-357**	**006-358**
2nd Bicuspid	-17	+2	0.034	0.86	**006-259**	**006-260**	**006-359**	**006-360**
2nd Bicuspid HK	-17	+2	0.034	0.86	**006-261**	**006-262**	**006-361**	**006-362**

Adding Prefix "3" is APC™ II Adhesive System – *Example: 3006-201*

Adding Prefix "5" is APC™ PLUS Adhesive System – *Example: 5006-201*

Adding Prefix "4" is APC™ Flash-Free Adhesive System – *Example: 4006-201*

Single Patient Kits

	0.018 in.	0.022 in.
U/L 5×5 Clarity Advanced Brackets Cuspid HK	**006-100**	**006-110**
U/L 5×5 Clarity Advanced Brackets HKs	**006-101**	**006-111**
U/L 5×5 Clarity Advanced Brackets	**-**	**006-112**
U/L 3×3 Clarity Advanced Brackets Cuspid HK	**006-103**	**006-113**
U 5×5 Clarity Advanced Brackets Cuspid HK	**006-105**	**006-115**
U 5×5 Clarity Advanced Brackets HKs	**006-106**	**006-116**
U 5×5 Clarity Advanced Brackets	**006-107***	**006-117**
U 3×3 Clarity Advanced Brackets Cuspid HK	**006-108**	**006-118**
U/L 3×3 Clarity Advanced Brackets	**006-109**	**006-119**

Adding Prefix "3" is APC™ II Adhesive System – *Example: 3006-100*

Adding Prefix "5" is APC™ PLUS Adhesive System – *Example: 5006-100*

Adding Prefix "4" is APC™ Flash-Free Adhesive System – *Example: 4006-100*

*Not available with APC™ PLUS Adhesive.

Note

APC™ System Brackets sold in units of five.	Measurements are in millimeters unless otherwise noted.

Clarity™ Advanced Ceramic Brackets

Roth* Prescription

Maxillary			IN/OUT		0.018 in.		0.022 in.	
Tooth	**Torque**	**Angulation**	**in.**	**mm**	**L**	**R**	**L**	**R**
Central	+12	+5	0.026	0.66	**006-215**	**006-216**	**006-315**	**006-316**
Lateral	+8	+9	0.035	0.889	**006-217**	**006-218**	**006-317**	**006-318**
Cuspid HK	0	+11	0.021	0.53	**006-221**	**006-222**	**006-321**	**006-322**
Bicuspid HK	-7	0	0.029	0.74	**006-213**	**006-212**	**006-313**	**006-312**
Mandibular			**IN/OUT**		**0.018 in.**		**0.022 in.**	
Tooth	**Torque**	**Angulation**	**in.**	**mm**	**L**	**R**	**L**	**R**
Anterior	-1	0	0.045	1.14	**006-264**		**006-364**	
Cuspid HK	-11	7	0.020	0.51	**006-267**	**006-268**	**006-367**	**006-368**
1st Bicuspid HK	-17	0	0.030	0.76	**006-271**	**006-272**	**006-371**	**006-372**
2nd Bicuspid HK	-22	0	0.034	0.87	**006-275**	**006-276**	**006-375**	**006-376**

Adding Prefix "3" is APC™ II Adhesive System – *Example: 3006-215*

Adding Prefix "5" is APC™ PLUS Adhesive System – *Example: 5006-215*

Adding Prefix "4" is APC™ Flash-Free Adhesive System – *Example: 4006-215*

Single Patient Kits

	0.018 in.	0.022 in.
U/L 5×5 Clarity Advanced Brackets HK	**006-121**	**006-131**
U/L 3×3 Clarity Advanced Brackets Cuspid HK	**006-123**	**006-133**
U 5×5 Clarity Advanced Brackets Cuspid HK	**006-125**	**006-135**
U 5×5 Clarity Advanced Brackets HK	**006-126**	**006-136**
U 3×3 Clarity Advanced Brackets Cuspid HK	**006-128**	**006-138**

Adding Prefix "3" is APC™ II Adhesive System – *Example: 3006-121*

Adding Prefix "5" is APC™ PLUS Adhesive System – *Example: 5006-121*

Adding Prefix "4" is APC™ Flash-Free Adhesive System – *Example: 4006-121*

*Solventum version of this prescription.
No endorsement by the Doctor is implied.

High Torque Brackets

Maxillary			IN/OUT		0.018 in.		0.022 in.	
Tooth	**Torque**	**Angulation**	**in.**	**mm**	**L**	**R**	**L**	**R**
Central	+22	+5	0.026	0.66	**006-223**	**006-224**	**006-323**	**006-324**
Lateral	+14	+8	0.035	0.89	**006-225**	**006-226**	**006-325**	**006-326**
Cuspid HK	+7	+5	0.021	0.53	**006-229**	**006-230**	**006-329**	**006-330**
Bicuspid Universal	0	0	0.029	0.74	**006-281****		**006-381****	
Mandibular			**IN/OUT**		**0.018 in.**		**0.022 in.**	
Tooth	**Torque**	**Angulation**	**in.**	**mm**	**L**	**R**	**L**	**R**
Cuspid HK	+7	+5	0.020	0.51	**006-279**	**006-280**	**006-379**	**006-380**

Adding Prefix "3" is APC™ II Adhesive System – *Example: 3006-223*

Adding Prefix "5" is APC™ PLUS Adhesive System – *Example: 5006-223*

Adding Prefix "4" is APC™ Flash-Free Adhesive System – *Example: 4006-223*

High Torque Kits

	0.018 in.	0.022 in.
U/L 3×3 Clarity Advanced Hi TQ Brackets Cuspid HK	**006-143**	**006-153**
U 5×5 Clarity Advanced Hi TQ Brackets Cuspid HK	**006-170****	**006-180****
U 3×3 Clarity Advanced Hi TQ Brackets Cuspid HK	**006-148**	**006-158**

Adding Prefix "3" is APC™ II Adhesive System – *Example: 3006-143*

Adding Prefix "5" is APC™ PLUS Adhesive System – *Example: 5006-143*

Adding Prefix "4" is APC™ Flash-Free Adhesive System – *Example: 4006-143*

**Not available with APC™ PLUS Adhesive.

Clarity™ Ultra Self-Ligating Brackets

Showcase your expertise. Deliver precise results.

Clarity™ Ultra Self-Ligating Brackets offer rotational control, improved versatility and Solventum's unique stress concentrator designed for predictable, consistent debonding.



Product Benefits:

- Available with APC™ Flash-Free Adhesive precoating
- No metal parts showing
- Door as wide as bracket
- An audible click is heard when the door opens and closes
- Reliable, self-ligating doors withstand more than 2x the open- and closing-cycles of typical treatment
- MBT™ Versatile+ Appliance System prescription
- Fine-grained alumina ceramic provides excellent translucency

Clarity™ Ultra Self-Ligating Brackets

MBT™ Appliance System Prescription

Maxillary			IN/OUT		Part Number – 0.022 in.	
Tooth	**Torque**	**Angulation**	**in.**	**mm**	**L**	**R**
Central	+17°	4°	0.026	0.66	**003-301**	**003-302**
Lateral	+10°	8°	0.035	0.89	**003-303**	**003-304**
Cuspid Hk	0°	8°	0.021	0.53	**003-307**	**003-308**
Bicuspid Hk	-7°	0°	0.029	0.74	**003-310**	**003-311**
Mandibular					**Part Number – 0.022 in.**	
Tooth	**Torque**	**Angulation**	**in.**	**mm**	**L**	**R**
Anterior	-6°	0°	0.045	1.14	**003-350**	**003-350**
Cuspid Hk	0°	3°	0.020	0.51	**003-353**	**003-354**
1st Bicuspid Hk	-12°	2°	0.030	0.76	**003-357**	**003-358**
2nd Bicuspid Hk	-17°	2°	0.034	0.86	**003-361**	**003-362**

Adding Prefix "4" is APC™ Flash-Free Adhesive System – *Example: 4003-301*

Patient Kits

	Part Number – 0.022 in.
U/L Lt/Rt 5×5 Hk	**003-111**
U Lt/Rt 5×5 Hk	**003-116**

Adding Prefix "4" is APC™ Flash-Free Adhesive System – *Example: 4003-111*

Instruments for the Ultra SL System

	Part Number
Open-Close Instrument	**804-155**
Debonding Instrument	**804-175**

REF 804-175

REF 804-155

Clarity Ultra Brackets available precoated with:

APC™ Flash-Free Adhesive

Simple, efficient bonding process.

Powered by technology, the APC Flash-Free Adhesive Coated Appliance System is the most efficient bonding system in orthodontics. Our innovative design created a unique adhesive bonding substrate on the base of the bracket that saves you time and positively impacts patient satisfaction.

Table of Contents

Section 4 – Table of Contents

Victory Series™ Low Profile Brackets **4.2**

Mini Uni-Twin™ Brackets **4.6**

Victory Series™ Brackets **4.22**

Victory Series™ V-Slot Brackets **4.40**

Miniature Twin Metal Brackets **4.42**

Miniature Twin V-Slot Metal Brackets **4.46**

Victory Series™ Low Profile Brackets

MBT™ Versatile+ Appliance System

Refer to Section1
Clarity™ Digital Bonding



Traditional Miniature Bracket

Victory Series Low Profile Bracket

Traditional Miniature Bracket (side profile)

Victory Series Low Profile Bracket (side profile)

Victory Series™ Low Profile Brackets

MBT™ Versatile+ Appliance System

Fast, for you. Strong for them.

Victory Series Low Profile Brackets also offer the unequaled efficiency of revolutionary APC™ Flash-Free Adhesive. That means less chair time, less than 2% bracket bond failure rate in the first ninety days of bonding, and a better overall bonding experience foryour patient.

Victory Series Low Profile Brackets

- True low profile metal bracket
- Uncompromising in ligation and control compared to full-sized brackets
- Reduced occlusal interference
- Contoured micro-etched based
- Ample under tie-wing area for easy ligation and double ligation

Victory Series™ Low Profile Brackets available with:

APC™ Flash-Free Adhesive
Also available with APC™ II and APC™ Plus Adhesive pre-coating.

MBT™ Versatile+ Appliance System

Victory Series Low Profile Bracket

The mesial-distal dimension is not compromised even though the bracket has a low profile. You maintain the rotational control you need to get the results you desire. Your patients will appreciate the comfort.



Micro-Etch 80 Gauge Mesh Base

A unique rhomboid design with a flatter, compounded radius accommodates naturally occurring variation in tooth surfaces. This design assures three-point contact for increased tooth adaptation. Positioning is made easier and more accurate because their shape follows the natural vertical line of the tooth.

Victory Series™ Low Profile Brackets

MBT™ Appliance System Prescription

MAXILLARY			IN/OUT			Part Number – .018 in.		Offset	Part Number – .022 in.		Offset
Tooth	**Torque**	**Angulation**	**in.**	**mm**	**D/R**	**L**	**R**		**L**	**R**	
Central	+17°	4°	.026	0.66		**024-775**	**024-776**		**024-875**	**024-876**	
Lateral	+10°	8°	.035	0.88		**024-777**	**024-778**		**024-877**	**024-878**	
Cuspid	-7°	8°	.021	0.53		**-**	**-**		**024-879**	**024-880**	
	0°	8°	.021	0.53		**024-369**	**024-370**		**024-469**	**024-470**	
Cuspid Hook	-7°	8°	.021	0.53		**024-881**	**024-882**		**024-981**	**024-982**	
	0°	8°	.021	0.53		**024-773**	**024-774**		**024-873**	**024-874**	
Bicuspid	-7°	0°	.029	0.73		**024-790**		**0**	**024-890**		**0**
Bicuspid Hook	-7°	0°	.029	0.73		**024-585**	**024-584**	**0**	**024-685**	**024-684**	**0**
2nd Bicuspid	-7°	0°	.051	1.30		**024-791**			**024-891**		**0**
2nd Bicuspid Hook	-7°	0°	.051	1.30		**-**	**-**		**024-913**	**024-912**	
MANDIBULAR			**IN/OUT**			**Part Number – .018 in.**			**Part Number – .022 in.**		
Tooth	**Torque**	**Angulation**	**in.**	**mm**	**D/R**	**L**	**R**		**L**	**R**	
Low Anterior	-6°	0°	.045	1.14		**024-792**			**024-892**		
Cuspid	-6°	3°	.020	0.51	2°	**024-7931**	**024-7941**		**024-8931**	**024-8941**	
	0°	3°	.020	0.51	2°	**024-3811**	**024-3821**		**024-4811**	**024-4821**	
Cuspid Hook	-6°	3°	.020	0.51	2°	**024-8831**	**024-8841**		**024-9831**	**024-9841**	
	0°	3°	.020	0.51	2°	**024-7711**	**024-7721**		**024-8711**	**024-8721**	
1st Bicuspid	-12°	2°	.030	0.76		**024-795**	**024-796**	**0**	**024-895**	**024-896**	**0**
1st Bicuspid Hook	-12°	2°	.030	0.76		**024-809**	**024-808**	**0**	**024-909**	**024-908**	**0**
2nd Bicuspid	-17°	2°	.034	0.86		**024-797**	**024-798**	**0**	**024-897**	**024-898**	**0**
2nd Bicuspid Hook	-17°	2°	.034	0.86		**024-811**	**024-810**	**0**	**024-911**	**024-910**	**0**

Adding Prefix "3" is APC™ II Adhesive System
Adding Prefix "5" is APC™ PLUS Adhesive System
Adding Prefix "4" is APC™ Flash-Free Adhesive System

One Patient Kits

	Part Number – .018 in.	Part Number – .022 in.
U/L 5×5 1 Case Kit	**-**	**024-120**
U/L 5×5 Cuspid Hook 1 Case Kit	**024-101**	**024-121**
U/L 5×5 Hooks 1 Case Kit	**024-102**	**024-122**
U/L 5×5 Cuspid Hook 0° Torque Cuspid 1 Case Kit	**024-104**	**024-124**
U/L 5×5 Hooks 0° Torque Cuspid 1 Case Kit	**024-105**	**024-125**

Adding Prefix "3" is APC™ II Adhesive System
Adding Prefix "5" is APC™ PLUS Adhesive System
Adding Prefix "4" is APC™ Flash-Free Adhesive System

Weldable Bicuspids:
All Victory Series Low Profile bicuspid brackets are available as weldable bicuspid brackets. Add a "7" prefix before the 6-digit part number to indicate weldable.

MBT™ Versatile+ Appliance System

Note

3 APC™ II Brackets sold in units of five.	**5** APC™ PLUS Brackets sold in units of five.	**4** APC™ Flash-Free Brackets sold in
Measurements are in millimeters unless otherwise noted.	If part number is preceded with "7" prefix, available welded to bicuspid bands.	

Victory Series™ Low Profile Brackets

Roth* and High Torque Prescriptions

MAXILLARY			IN/OUT			Part Number – .018 in.		Offset	Part Number – .022 in.		Offset
Tooth	**Torque**	**Angulation**	**in.**	**mm**	**D/R**	**L**	**R**		**L**	**R**	
Central	+12°	5°	.026	0.66		**024-501**	**024-502**		**024-601**	**024-602**	
Central High Torque	+22°	4°	.026	0.66		**024-503****	**024-504****		**024-603**	**024-604**	
Lateral	+7°	8°	.035	0.88		**024-505**	**024-506**		**024-605**	**024-606**	
Cuspid Hook	-3°	10°	.021	0.53		**024-509**	**024-510**		**024-609**	**024-610**	
Univ. Bicuspid	-7°	0°	.029	0.73		**024-790**		**0**	**024-890**		**0**
Bicuspid Hook	-7°	0°	.029	0.73		**024-585**	**024-584**	**0**	**024-685**	**024-684**	**0**
MANDIBULAR			**IN/OUT**			**Part Number – .018 in.**			**Part Number – .022 in.**		
Tooth	**Torque**	**Angulation**	**in.**	**mm**	**D/R**	**L**	**R**		**L**	**R**	
Low Anterior	-1°	0°	.045	1.14		**024-511**			**024-611**		
Low Ant. High Torque	-10°	0°	.045	1.14		**024-512*****			**024-612**		
Cuspid Hook	-7°	6°	.020	0.51	2°	**024-5151**	**024-5161**		**024-6151**	**024-6161**	
Univ. 1st Bicuspid	-17°	0°	.030	0.76		**024-517**			**024-617**		**0***
1st Bicuspid Hook	-17°	0°	.030	0.76		**024-519**	**024-518**		**024-619**	**024-618**	**0**
Univ. 2nd Bicuspid	-22°	0°	.034	0.86		**024-520**			**024-620**		**0**
2nd Bicuspid Hook	-22°	0°	.034	0.86		**024-521**	**024-522**		**024-621**	**024-622**	**0**

*Available Uncoated and with APC™ PLUS Adhesive only.
**Available Uncoated and with APC™ Flash-Free Adhesive only.
*** Not available with APC™ PLUS Adhesive.

Adding Prefix "3" is APC™ II Adhesive System
Adding Prefix "5" is APC™ PLUS Adhesive System
Adding Prefix "4" is APC™ Flash-Free Adhesive System

One Patient Kits

	Part Number – .018 in.	Part Number – .022 in.
U/L 5×5 Cuspid Hook 1 Case Kit	**024-106**	**024-126**
U/L 5×5 Hooks 1 Case Kit	**024-107**	**024-127**

Adding Prefix "3" is APC™ II Adhesive System
Adding Prefix "5" is APC™ PLUS Adhesive System
Adding Prefix "4" is APC™ Flash-Free Adhesive System

Weldable Bicuspids:
All Victory Series Low Profile bicuspid brackets are available as weldable bicuspid brackets. Add a "7" prefix before the 6-digit part number to indicate weldable.

Check with your local Solventum Oral Care representative for option availability in your area.

Note

3 APC™ II Brackets sold in units of five.	**5** APC™ PLUS Brackets sold in units of five.	**4** APC™ Flash-Free Brackets sold in units of five.
Measurements are in millimeters unless otherwise noted.	If part number is preceded with "7" prefix, available welded to bicuspid bands.	
*Solventum version of this prescription. No endorsement by the Doctor is implied.		

Mini Uni-Twin™ Brackets

The low profile hook and small ball are milled from a single piece of metal for increased patient comfort.

The Mini Uni-Twin Bracket features a mesh base in addition to innovative design features that put you in control right from the start of treatment.

Combining the inter-bracket distance of a single width appliance with the rotational control of a twin bracket, it's designed for optimal orthodontic results. The innovative mesh bonding base is designed to match the curvature of the tooth for maximum contact and strong, consistent bonding.

For added convenience, you can select the Mini Uni-Twin Bracket with APC™ II or APC™ PLUS Adhesive Coating System.

The Mini Uni-Twin bracket improves tooth movement in the early stages of treatment and tooth control throughout the course of therapy.

The Mini Uni-Twin bracket delivers an unbeatable combination of superior function and superb bonding that you'll want to put into your practice right away.

Mini Uni-Twin™ Brackets available with:

APC™ II Adhesive
Also available with APC™ Plus Adhesive pre-coating.

Mini Uni-Twin™ Brackets

Selection By Tooth – Maxillary

	Torque	Ang.	In/Out in.	In/Out mm	M/D Width	Hook	L/R	.018 in.	Offset	.022 in.	Offset
Central	+22°	5°	.034	0.86	3.45		UL	**020-468**		**020-568**	
	+22°	5°	.034	0.86	3.45		UR	**020-469**		**020-569**	
	+17°	5°	.034	0.86	3.45		UL	**020-475**		**020-575**	
	+17°	5°	.034	0.86	3.45		UR	**020-476**		**020-576**	
	+14°	5°	.034	0.86	3.45		UL	**020-465**		**020-565**	
	+14°	5°	.034	0.86	3.45		UR	**020-464**		**020-564**	
	+12°	5°	.034	0.86	3.45		UL	**020-837**		**020-937**	
	+12°	5°	.034	0.86	3.45		UR	**020-838**		**020-938**	
	+7°	5°	.032	0.81	3.45		UL	**020-839**		**020-939**	
	+7°	5°	.032	0.81	3.45		UR	**020-840**		**020-940**	
	0°	0°	.030	0.76	3.45		UL/UR	**020-411**		**020-511**	
Lateral	+14°	9°	.046	1.17	2.90		UL	**020-471**		**020-571**	
	+14°	9°	.046	1.17	2.90		UR	**020-470**		**020-570**	
	+10°	9°	.045	1.14	2.90		UL	**020-477**		**020-577**	
	+10°	9°	.045	1.14	2.90		UR	**020-478**		**020-578**	
	+8°	9°	.044	1.12	2.90		UL	**020-841**		**020-941**	
	+8°	9°	.044	1.12	2.90		UR	**020-842**		**020-942**	
	+8°	9°	.044	1.12	2.90	D	UL	**020-459**		**-**	
	+8°	9°	.044	1.12	2.90	D	UR	**020-458**		**-**	
	+3°	9°	.045	1.14	2.90		UL	**020-843**		**020-943**	
	+3°	9°	.045	1.14	2.90		UR	**020-844**		**020-944**	
	0°	0°	.030	0.76	2.90		UL/UR	**-**		**020-512**	
Cuspid	+7°	11°	.035	0.89	3.30	D	UL	**020-485**		**-**	
	+7°	11°	.035	0.89	3.30	D	UR	**020-486**		**-**	
	+3°	10°	.035	0.89	3.30	D	UL	**020-417**		**020-517**	
	+3°	10°	.035	0.89	3.30	D	UR	**020-418**		**020-518**	
	0°	11°	.032	0.81	3.30		UL	**020-845**		**-**	
	0°	11°	.032	0.81	3.30		UR	**020-846**		**-**	
	0°	11°	.032	0.81	3.30	D	UL	**020-849**		**020-949**	
	0°	11°	.032	0.81	3.30	D	UR	**020-850**		**020-950**	
	0°	6°	.030	0.76	3.30		UL	**020-893**		**-**	
	0°	6°	.030	0.76	3.30		UR	**020-894**		**-**	
	0°	0°	.030	0.76	3.30		UNIV	**-**		**020-507**	
	0°	0°	.030	0.76	3.45	D	UR/LL	**020-408****		**020-508***	
	0°	0°	.030	0.76	3.45		UL/LR	**020-409****		**020-509***	
	-7°	11°	.032	0.81	3.45	D	UL	**020-851**		**020-951**	
	-7°	11°	.032	0.81	3.45	D	UR	**020-852**		**020-952**	
Bicuspid	0°	0°	.033	0.84	3.05		UNIV	**020-489**		**020-589**	
	0°	0°	.033	0.84	3.05	D	UL/LR	**-**		**020-597**	0
	0°	0°	.033	0.84	3.05	D	UR/LL	**-**		**020-598**	0
	-7°	0°	.035	0.89	3.05		UNIV	**020-853**	0	**020-953**	0
	-7°	0°	.035	0.89	3.05		UNIV	**7018-853**		**7018-953**	
	-7°	0°	.035	0.89	3.05	D	UL	**020-855**	0	**020-955**	0
	-7°	0°	.035	0.89	3.05	D	UL	**-**		**7018-955**	
	-7°	0°	.035	0.89	3.05	D	UR	**020-854**	0	**020-954**	0
	-7°	0°	.035	0.89	3.05	D	UR	**-**		**7018-954**	

*Not available with APC™ PLUS Adhesive.
**Available Uncoated only.

Adding Prefix "3" is APC™ II Adhesive System – *Example: 3020-468*

Adding Prefix "5" is APC™ PLUS Adhesive System – *Example: 5020-468*

Mini Uni-Twin™ Brackets

Selection By Tooth – Mandibular

	Torque	Ang.	In/Out in.	In/Out mm	M/D Width	Hook	L/R	.018 in.		.022 in.	
Anterior	0°	0°	.040	1.02	2.46		UNIV	-		020-510	
	-1°	0°	.045	1.14	2.46		UNIV	020-858		020-958	
	-5°	0°	.044	1.12	2.46		L	020-467		020-567	
	-10°	0°	.044	1.12	2.46		UNIV	-		020-590	
Cuspid	+7°	5°	.033	0.84	3.30	D	LL	020-484		-	
	+7°	5°	.033	0.84	3.30	D	LR	020-483		-	
	0°	6°	.030	0.76	3.30		LL	020-865		-	
	0°	6°	.030	0.76	3.30		LR	020-866		-	
	0°	6°	.030	0.76	3.30	D	LL	020-869		020-969	
	0°	6°	.030	0.76	3.30	D	LR	020-870		020-970	
	0°	0°	.030	0.76	3.30		UNIV	020-407		020-507	
	0°	0°	.030	0.76	3.30	D	UR/LL	020-408		020-508	
	0°	0°	.030	0.76	3.30	D	UL/LR	020-409		020-509	
	-7°	6°	.030	0.76	3.30	D	LL	020-453		020-553	
	-7°	6°	.030	0.76	3.30	D	LR	020-452		020-552	
	-11°	5°	.030	0.76	3.30		LL	020-863		-	
	-11°	5°	.030	0.76	3.30		LR	020-864		-	
	-11°	5°	.030	0.76	3.30	D	LL	020-867		020-967	
	-11°	5°	.030	0.76	3.30	D	LR	020-868		020-968	
First Bicuspid	-11°	4°	.032	0.81	3.05		LL	020-455		020-555	
	-11°	4°	.032	0.81	3.05		LR	020-454		020-554	
	-11°	0°	.032	0.81	3.05		UNIV	020-466	0	020-566**	
	-11°	0°	.032	0.81	3.05	D	LL	020-461	0	020-561	0
	-11°	0°	.032	0.81	3.05	D	LR	020-460	0	020-560	0
	-17°	0°	.032	0.81	3.05		UNIV	020-856	0	020-956	0
	-17°	0°	.032	0.81	3.05		UNIV	-		7018-956	
	-17°	0°	.032	0.81	3.05	D	LL	020-859	0	020-959	0*
	-17°	0°	.032	0. 81	3.05	D	LR	020-860	0	020-960	0*
Second Bicuspid	-11°	6°	.032	0.81	3.05		LL	020-457		-	
	-11°	6°	.032	0.81	3.05		LR	020-456		-	
	-17°	0°	.032	0.81	3.05		UNIV	020-421	0	020-521	0
	-17°	0°	.032	0.81	3.05	D	LL	020-422	0*	020-5220	
	-17°	0°	.032	0.81	3.05	D	LR	020-423	0*	020-5230	
	-22°	0°	.032	0.81	3.05		UNIV	020-857	0	020-957	
	-22°	0°	.032	0.81	3.05		UNIV	-		7018-957	
	-22°	0°	.032	0.81	3.05	D	LL	020-861	0**	020-961	0
	-22°	0°	.032	0.81	3.05	D	LR	020-862	0**	020-962	0
									Offset		Offset

*Not available with APC™ PLUS Adhesive.
**Available Uncoated only.

Adding Prefix "3" is APC™ II Adhesive System – *Example: 3020-410*

Adding Prefix "5" is APC™ PLUS Adhesive System – *Example: 5020-410*

Note

3	APC™ II Brackets sold in units of five.	**5**	APC™ PLUS Brackets sold in units of five.
If part number is preceded with "7" prefix, available welded to bicuspid bands.			

Mini Uni-Twin™ Brackets

Selection By Sondhi Prescription

Maxillary	Torque	Ang.	In/Out in.	In/Out mm	Hook	L/R	.018 in.	Offset	.022 in.	Offset
Central	+22°	5°	.034	0.86		UL	**020-468**		**020-568**	
	+22°	5°	.034	0.86		UR	**020-469**		**020-569**	
Lateral	+14°	9°	.046	1.17		UL	**020-471**		**020-571**	
	+14°	9°	.046	1.17		UR	**020-470**		**020-570**	
Cuspid	+3°	10°	.032	0.81	D	UL	**020-417**		**020-517**	
	+3°	10°	.032	0.81	D	UR	**020-418**		**020-518**	
Bicuspid	-7°	0°	.035	0.89		UNIV	**020-853**	**0**	**020-953**	**0**
	-7°	0°	.035	0.89	D	UL	**020-855**	**0**	**020-955**	**0**
	-7°	0°	.035	0.89	D	UR	**020-854**	**0**	**020-954**	**0**

Adding Prefix "3" is APC™ II Adhesive System – *Example: 3020-468*

Adding Prefix "5" is APC™ PLUS Adhesive System – *Example: 5020-468*

Note

3 APC™ II Brackets sold in units of five.	**5** APC™ PLUS Brackets sold in units of five.
Measurements are in millimeters unless otherwise noted.	

Mini Uni-Twin™ Brackets

Selection By Sondhi Prescription

Mandibular	Torque	Ang.	In/Out in.	In/Out mm	Hook	L/R	.018 in.		.022 in.	
Central Lateral	-1°	0°	.045	1.14		UNIV	020-858		020-958	
Cuspid	-7°	6°	.030	0.76	D	LL	020-453		020-553	
	-7°	6°	.030	0.76	D	LR	020-452		020-552	
First Bicuspid	-11°	0°	.032	0.81		UNIV	020-466	0	020-566	0
	-11°	0°	.032	0.81	D	LL	020-461	0	020-561	0
	-11°	0°	.032	0.81	D	LR	020-460	0	020-560	0
Second Bicuspid	-17°	0°	.032	0.81		UNIV	-		020-521	0
	-17°	0°	.032	0.81	D	LL	020-423	0	020-523	0
	-17°	0°	.032	0.81	D	LR	020-422	0*	020-5220	
								Offset		Offset

*Not available with APC™ PLUS Adhesive.

Adding Prefix "3" is APC™ II Adhesive System – *Example: 3020-858*

Adding Prefix "5" is APC™ PLUS Adhesive System – *Example: 5020-858*

Victory Series Buccal Tubes Sondhi Prescription

	Torque	Offset	Headgear	L/R	.018 in.		.022 in.	
Upper 1ST	-10°	7°		L	068-823	1	068-923	1
	-10°	7°		R	068-824	2	068-924	2
Upper 2ND	-19°	8°		L	067-873	1	067-973	1
	-19°	8°		R	067-872	2	067-972	2
Lower 1ST	-25°	0°		L	067-817	3	067-917	3
	-25°	0°		R	067-818	4	067-918	4
Lower 2ND	-30°	6°		L	067-835	3	067-935	3
	-30°	6°		R	067-836	4	067-936	4
						Base		Base

Adding Prefix "3" is APC™ II Adhesive System – *Example: 3068-823*

Adding Prefix "5" is APC™ PLUS Adhesive System – *Example: 5068-823*

Note

3 Appliance is available with APC™ II Adhesive Coated Appliance System.	**5** Appliance is available with APC™ PLUS Adhesive Coated Appliance System with color change adhesive.
APC™ II Brackets sold in units of five. APC™ PLUS Brackets sold in units of five.	APC™ II Buccal Tubes sold in units of five. APC™ PLUS Buccal Tubes sold in units of four. Non-coated Buccal Tubes sold individually.
Measurements are in millimeters unless otherwise noted.	**1 2 3 4** Buccal Tube is available with a bondable base.
For detailed buccal tube information see the Buccal Tubes section.	

Mini Uni-Twin™ Brackets

Selection by ZeroBase™ Prescription

Maxillary	Torque	Ang.	In/Out in.	In/Out mm	Hook	L/R		.018 in.	Offset	.022 in.	Offset
Central	+22°	5°	.034	0.86		UL	B	020-468		020-568	
	+22°	5°	.034	0.86		UR		020-469		020-569	
	+17°	5°	.034	0.86		UL	M	020-475		020-575	
	+17°	5°	.034	0.86		UR		020-476		020-576	
	+14°	5°	.034	0.86		UL	D	020-465		020-565	
	+14°	5°	.034	0.86		UR		020-464		020-564	
Lateral	+14°	9°	.046	1.17		UL	B	020-471		020-571	
	+14°	9°	.046	1.17		UR		020-470		020-570	
	+10°	9°	.045	1.14		UL	M	020-477		020-577	
	+10°	9°	.045	1.14		UR		020-478		020-578	
	+8°	9°	.044	1.12		UL	D	020-841		020-941	
	+8°	9°	.044	1.12		UR		020-842		020-942	
Cuspid	+7°	11°	.035	0.89	D	UL		020-485		-	
	+7°	11°	.035	0.89	D	UR		020-486		-	
Bicuspid	-7°	0°	.035	0.89		UNIV		020-853	0	020-953	0
	-7°	0°	.035	0.89	D	UL		020-855	0	020-955	0
	-7°	0°	.035	0.89	D	UR		020-854	0	020-954	0
Mandibular											
Anterior	-1°	0°	.045	1.14		UNIV		020-858		020-958	
Cuspid	7°	5°	.033	0.84	D	LL		020-484		-	
	7°	5°	.033	0.84	D	LR		020-483		-	
First Bicuspid	-7°	0°	.035	0.89		UNIV		020-853	0	020-953	0
	-7°	0°	.035	0.89	D	LL		020-854	0	020-954	0
	-7°	0°	.035	0.89	D	LR		020-855	0	020-955	0
Second Bicuspid	-11°	0°	.032	0.81		UNIV		020-466	0	020-566	0
	-11°	0°	.032	0.81	D	LL		020-461	0	020-561	0
	-11°	0°	.032	0.81	D	LR		020-460	0	020-560	0

B Brachyfacial M Mesofacial D Dolichofacial

Adding Prefix "3" is APC™ II Adhesive System – *Example: 3020-468*

Adding Prefix "5" is APC™ PLUS Adhesive System – *Example: 5020-468*

Note

3 APC™ II Brackets sold in units of five.	5 APC™ PLUS Brackets sold in units of five.
Measurements are in millimeters unless otherwise noted.	

Mini Uni-Twin™ Brackets

Selection by Roth* Prescription

Maxillary	Torque	Ang.	In/Out in.	In/Out mm	Hook	L/R	.018 in.		.022 in.	
Central	+12°	5°	.034	0.86		UL	020-837		020-937	
	+12°	5°	.034	0.86		UR	020-838		020-938	
Lateral	+8°	9°	.044	1.12		UL	020-841		020-941	
	+8°	9°	.044	1.12		UR	020-842		020-942	
Cuspid	0°	11°	.032	0.81		UL	020-845		-	
	0°	11°	.032	0.81		UR	020-846		-	
	0°	11°	.032	0.81	D	U	020-849		020-949	
	0°	11°	.032	0.81	D	UR	020-850		020-950	
Bicuspid	-7°	0°	.035	0.89		UNIV	020-853	0	020-953	0
	-7°	0°	.035	0.89	D	UL	020-855	0	020-955	0
	-7°	0°	.035	0.89	D	UR	020-854	0	020-954	0
Mandibular										
Anterior	-1°	0°	.045	1.14		UNIV	020-858		020-958	
Cuspid	-11°	5°	.030	0.76		LL	020-863		-	
	-11°	5°	.030	0.76		LR	020-864		-	
	-11°	5°	.030	0.76	D	LL	020-867		020-967	
	-11°	5°	.030	0.76	D	LR	020-868		020-968	
First Bicuspid	-17°	0°	.032	0.81		UNIV	020-856	0	020-956	0
	-17°	0°	.032	0.81	D	LL	020-859	0	020-959	0
	-17°	0°	.032	0.81	D	LR	020-860	0	020-960	0*
Second Bicuspid	-22°	0°	.032	0.81		UNIV	020-857	0	020-957	0
	-22°	0°	.032	0.81	D	LL	020-861	0**	020-961	0
	-22°	0°	.032	0.81	D	LR	020-862	0**	020-962	0
								Offset		Offset

*Not available with APC™ PLUS Adhesive.
**Available Uncoated only.

Adding Prefix "3" is APC™ II Adhesive System – *Example: 3020-837*

Adding Prefix "5" is APC™ PLUS Adhesive System – *Example: 5020-837*

Victory Series Buccal Tubes Roth* Prescription

	Torque	Offset	L/R	.018 in.		.022 in.	
Upper 1ST	-10°	7°	L	068-805		068-905	
	-10°	7°	R	068-806		068-906	
Upper 2ND	-10°	6°	L	067-829	1	067-929	1
	-10°	6°	R	067-830	2	067-930	2
Lower 1ST	-25°	6°	L	067-801	3	067-901	3
	-25°	6°	R	067-802	4	067-902	4
Lower 2ND	-30°	6°	L	067-835	3	067-935	3
	-30°	6°	R	067-836	4	067-936	4
					Base		Base

Adding Prefix "3" is APC™ II Adhesive System – *Example: 3068-805*

Adding Prefix "5" is APC™ PLUS Adhesive System – *Example: 5068-805*

Note

3 Appliance is available with APC™ II Adhesive Coated Appliance System.	**5** Appliance is available with APC™ PLUS Adhesive Coated Appliance System with color change adhesive.
APC™ II Brackets sold in units of five. APC™ PLUS Brackets sold in units of five.	APC™ II Buccal Tubes sold in units of five. APC™ PLUS Buccal Tubes sold in units of four. Non-coated Buccal Tubes sold individually.
*Solventum version of this prescription. No endorsement by the Doctor is implied.	Measurements are in millimeters unless otherwise noted.
1 2 3 4 Buccal Tube is available with a bondable base.	
For detailed buccal tube information see the Buccal Tubes section.	

Mini Uni-Twin™ Brackets

Selection by Andrews* Prescription

Maxillary	Torque	Ang.	In/Out in.	In/Out mm	Hook	L/R	.018 in.		.022 in.	
Central	+7°	5°	.032	0.81		UL	020-839		020-939	
	+7°	5°	.032	0.81		UR	020-840		020-940	
Lateral	+3°	9°	.045	1.14		UL	020-843		020-943	
	+3°	9°	.045	1.14		UR	020-844		020-944	
Cuspid	-7°	11°	.032	0.81	D	UL	020-851		020-951	
	-7°	11°	.032	0.81	D	UR	020-852		020-952	
Bicuspid	-7°	0°	.035	0.89		UNIV	020-853	0	020-953	0
	-7°	0°	.035	0.89	D	UL	020-855	0	020-955	0
	-7°	0°	.035	0.89	D	UR	020-854	0	020-954	0
Mandibular										
Anterior	-1°	0°	.045	1.14		UNIV	020-858		020-958	
Cuspid	-11°	5°	.030	0.76		LL	020-863		-	
	-11°	5°	.030	0.76		LR	020-864		-	
	-11°	5°	.030	0.76	D	LL	020-867		020-967	
	-11°	5°	.030	0.76	D	LR	020-868		020-968	
First Bicuspid	-17°	0°	.032	0.81		UNIV	020-856	0	020-956	0
	-17°	0°	.032	0.81	D	LL	020-859	0	020-959	0*
	-17°	0°	.032	0.81	D	LR	020-860	0	020-960	0*
Second Bicuspid	-22°	0°	.032	0.81		UNIV	020-857	0	020-957	
	-22°	0°	.032	0.81	D	LL	020-861	0**	020-961	0
	-22°	0°	.032	0.81	D	LR	020-862	0**	020-962	0
								Offset		Offset

*Not available with APC™ PLUS Adhesive.
**Available Uncoated only.

Adding Prefix "3" is APC™ II Adhesive System – *Example: 3020-839*

Adding Prefix "5" is APC™ PLUS Adhesive System – *Example: 5020-839*

Victory Series Buccal Tubes Andrews* Prescription

	Torque	Offset	L/R	.018 in.		.022 in.	
Upper 1ST	-10°	7°	L	068-805		068-905	
	-10°	7°	R	068-806		068-906	
Upper 2ND	-10°	6°	L	067-829	1	067-929	1
	-10°	6°	R	067-830	2	067-930	2
Lower 1ST	-25°	6°	L	067-801	3	067-901	3
	-25°	6°	R	067-802	4	067-902	4
Lower 2ND	-30°	6°	L	067-835	3	067-935	3
	-30°	6°	R	067-836	4	067-936	4
					Base		Base

Adding Prefix "3" is APC™ II Adhesive System – *Example: 3068-805*

Adding Prefix "5" is APC™ PLUS Adhesive System – *Example: 5068-805*

Note

3 Appliance is available with APC™ II Adhesive Coated Appliance System.	**5** Appliance is available with APC™ PLUS Adhesive Coated Appliance System with color change adhesive.
APC™ II Brackets sold in units of five. APC™ PLUS Brackets sold in units of five.	APC™ II Buccal Tubes sold in units of five. APC™ PLUS Buccal Tubes sold in units of four. Non-coated Buccal Tubes sold individually.
*Solventum version of this prescription. No endorsement by the Doctor is implied.	Measurements are in millimeters unless otherwise noted. **1 2 3 4** Buccal Tube is available with a bondable base.
For detailed buccal tube information see the Buccal Tubes section.	

Mini Uni-Twin™ Brackets

Selection by Alexander* Prescription

Maxillary	Torque	Ang.	In/Out in.	In/Out mm	Hook	L/R	.018 in.	Offset	.022 in.	Offset
Central	+14°	5°	.034	0.86		UL	020-465		020-565	
	+14°	5°	.034	0.86		UR	020-464		020-564	
Lateral	+8°	9°	.044	1.12		UL	020-841		020-941	
	+8°	9°	.044	1.12		UR	020-842		020-942	
	+8°	9°	.044	1.12	D	UL	020-459		-	
	+8°	9°	.044	1.12	D	UR	020-458		-	
Cuspid	0°	11°	.032	0.81		UL	020-845		-	
	0°	11°	.032	0.81		UR	020-846		-	
	0°	11°	.032	0.81	D	UL	020-849		020-949	
	0°	11°	.032	0.81	D	UR	020-850		020-950	
Bicuspid	-7°	0°	.035	0.89		UNIV	020-853	0	020-953	0
	-7°	0°	.035	0.89	D	UL	020-855	0	020-955	0
	-7°	0°	.035	0.89	D	UR	020-854	0	020-954	0
Mandibular										
Anterior	-5°	0°	.044	1.12		UNIV	020-467		020-567	
Cuspid	-7°	6°	.030	0.76	D	LL	020-453		020-553	
	-7°	6°	.030	0.76	D	LR	020-452		020-552	
First Bicuspid	-11°	0°	.032	0.81		UNIV	020-466	0	-	0
	-11°	0°	.032	0.81	D	LL	020-461	0	020-561	0
	-11°	0°	.032	0.81	D	LR	020-460	0	020-560	0
Second Bicuspid	-17°	0°	.032	0.81		UNIV	020-856	0	020-956	0
	-17°	0°	.032	0.81	D	LL	020-859	0	020-959	0*
	-17°	0°	.032	0.81	D	LR	020-860	0	020-960	0*

*Not available with APC™ PLUS Adhesive.

Adding Prefix "3" is APC™ II Adhesive System – *Example: 3020-465*

Adding Prefix "5" is APC™ PLUS Adhesive System – *Example: 5020-465*

Note

3 APC™ II Brackets sold in units of five.	**5** APC™ PLUS Brackets sold in units of five.
*Solventum version of this prescription. No endorsement by the Doctor is implied.	Measurements are in millimeters unless otherwise noted.

Mini Uni-Twin™ Brackets

Selection by Hilgers* Prescription

Maxillary	Torque	Ang.	In/Out in.	In/Out mm	Hook	L/R	.018 in.		.022 in.	
Central	+22°	5°	.034	0.86		UL	**020-468**		-	
	+22°	5°	.034	0.86		UR	**020-469**		-	
Lateral	+14°	9°	.046	1.17		UL	**020-471**		-	
	+14°	9°	.046	1.17		UR	**020-470**		-	
Cuspid	+7°	11°	.035	0.89	D	UL	**020-485**		-	
	+7°	11°	.035	0.89	D	UR	**020-486**		-	
Bicuspid	-7°	0°	.035	0.89		UNIV	**020-853**	**0**	-	
	-7°	0°	.035	0.89	D	UL	**020-855**	**0**	-	
	-7°	0°	.035	0.89	D	UR	**020-854**	**0**	-	
Mandibular										
Anterior	-1°	0°	.045	1.14		UNIV	**020-858**		-	
Cuspid	+7°	5°	.033	0.84	D	LL	**020-484**		-	
	+7°	5°	.033	0.84	D	LR	**020-483**		-	
First Bicuspid	-11°	0°	.032	0.81		UNIV	**020-466**	**0**	-	
	-11°	0°	.032	0.81	D	LL	**020-461**	**0**	-	
	-11°	0°	.032	0.81	D	LR	**020-460**	**0**	-	
Second Bicuspid	-17°	0°	.032	0.81		UNIV	**020-856**	**0**	-	
	-17°	0°	.032	0.81	D	LL	**020-859**	**0**	-	
	-17°	0°	.032	0.81	D	LR	**020-860**	**0**	-	
								Offset		**Offset**

Adding Prefix "3" is APC™ II Adhesive System – *Example: 3020-468*

Adding Prefix "5" is APC™ PLUS Adhesive System – *Example: 5020-468*

Victory Series Buccal Tubes Hilgers* Prescription

	Torque	Offset	L/R	.018 in.		.022 in.	
Upper 1ST	-10°	14°	L	**068-817**	**1**	**068-917**	
	-10°	14°	R	**068-818**	**2**	**068-918**	
Upper 2ND	-10°	10°	L	**067-831**	**1**	**067-931**	**1**
	-10°	10°	R	**067-832**	**2**	**067-932**	**2**
Lower 1ST	-25°	7°	L	**067-803**	**3**	**067-903**	**3**
	-25°	7°	R	**067-804**	**4**	**067-904**	**4**
Lower 2ND	-25°	6°	L	**067-837**	**3**	**067-937**	**3**
	-25°	6°	R	**067-838**	**4**	**067-938**	**4**
					Base		**Base**

Adding Prefix "3" is APC™ II Adhesive System – *Example: 3068-817*

Adding Prefix "5" is APC™ PLUS Adhesive System – *Example: 5068-817*

Note

3 Appliance is available with APC™ II Adhesive Coated Appliance System.	**5** Appliance is available with APC™ PLUS Adhesive Coated Appliance System with color change adhesive.
APC™ II Brackets sold in units of five. APC™ PLUS Brackets sold in units of five.	APC™ II Buccal Tubes sold in units of five. APC™ PLUS Buccal Tubes sold in units of four. Non-coated Buccal Tubes sold individually.
*Solventum version of this prescription. No endorsement by the Doctor is implied.	Measurements are in millimeters unless otherwise noted.
1 2 3 4 Buccal Tube is available with a bondable base.	
For detailed buccal tube information see the Buccal Tubes section.	

Mini Uni-Twin™ Brackets

Selection by Samson* Prescription

Maxillary	Torque	Ang.	In/Out in.	In/Out mm	Hook	L/R	.018 in.		.022 in.	
Central	+22°	5°	.034	0.86		UL	**020-468**		-	
	+22°	5°	.034	0.86		UR	**020-469**		-	
Lateral	+14°	9°	.046	1.17		UL	**020-471**		-	
	+14°	9°	.046	1.17		UR	**020-470**		-	
Cuspid	+7°	11°	.035	0.89	D	UL	**020-485**		-	
	+7°	11°	.035	0.89	D	UR	**020-486**		-	
Bicuspid	-7°	0°	.035	0.89		UNIV	**020-853**	**0**	-	
	-7°	0°	.035	0.89	D	UL	**020-855**	**0**	-	
	-7°	0°	.035	0.89	D	UR	**020-854**	**0**	-	
Mandibular										
Cuspid	+7°	5°	.033	0.84	D	LL	**020-484**		-	
	+7°	5°	.033	0.84	D	LR	**020-483**		-	
First Bicuspid	-17°	0°	.032	0.81		UNIV	**020-856**	**0**	-	
	-17°	0°	.032	0.81	D	LL	**020-859**	**0**	-	
	-17°	0°	.032	0.81	D	LR	**020-860**	**0**	-	
Second Bicuspid	-22°	0°	.032	0.81		UNIV	**020-857**	**0**	-	
	-22°	0°	.032	0.81	D	LL	**020-861**	**0***	-	
	-22°	0°	.032	0.81	D	LR	**020-862**	**0***	-	
								Offset		**Offset**

*Available Uncoated only.

Adding Prefix "3" is APC™ II Adhesive System – *Example: 3020-468*

Adding Prefix "5" is APC™ PLUS Adhesive System – *Example: 5020-468*

Victory Series Buccal Tubes Samson* Prescription

	Torque	Offset	L/R	.018 in.		.022 in.	
Upper 1ST	-10°	14°	L	**068-817**	**1**	**068-917**	
	-10°	14°	R	**068-818**	**2**	**068-918**	
Upper 2ND	-10°	10°	L	**067-831**	**1**	**067-931**	**1**
	-10°	10°	R	**067-832**	**2**	**067-932**	**2**
Lower 1ST	-25°	7°	L	**067-803**	**3**	**067-903**	**3**
	-25°	7°	R	**067-804**	**4**	**067-904**	**4**
Lower 2ND	-25°	6°	L	**067-837**	**3**	**067-937**	**3**
	-25°	6°	R	**067-838**	**4**	**067-938**	**4**
					Base		**Base**

Adding Prefix "3" is APC™ II Adhesive System – *Example: 3068-817*

Adding Prefix "5" is APC™ PLUS Adhesive System – *Example: 5068-817*

Note

3 Appliance is available with APC™ II Adhesive Coated Appliance System.	**5** Appliance is available with APC™ PLUS Adhesive Coated Appliance System with color change adhesive.
APC™ II Brackets sold in units of five. APC™ PLUS Brackets sold in units of five.	APC™ II Buccal Tubes sold in units of five. APC™ PLUS Buccal Tubes sold in units of four. Non-coated Buccal Tubes sold individually.
*Solventum version of this prescription. No endorsement by the Doctor is implied.	Measurements are in millimeters unless otherwise noted.
1 2 3 4 Buccal Tube is available with a bondable base.	
For detailed buccal tube information see the Buccal Tubes section.	

Mini Uni-Twin™ Brackets

Selection by Level Anchorage™ Prescription

Maxillary	Torque	Ang.	In/Out in.	In/Out mm	Hook	L/R	.018 in.		.022 in.	
Central	+14°	5°	.034	0.86		UL	020-465		020-565	
	+14°	5°	.034	0.86		UR	020-464		020-564	
Lateral	+8°	9°	.044	1.12		UL	020-841		020-941	
	+8°	9°	.044	1.12		UR	020-842		020-942	
Cuspid	0°	6°	.030	0.76		UL	020-893		-	
	0°	6°	.030	0.76		UR	020-894		-	
Bicuspid	-7°	0°	.035	0.89		UNIV	020-853	0	020-953	0
	-7°	0°	.035	0.89	D	UL	020-855	0	020-955	0
	-7°	0°	.035	0.89	D	UR	020-854	0	020-954	0
Mandibular										
Anterior	-1°	0°	.045	1.14		UNIV	020-858		020-958	
Cuspid	0°	6°	.030	0.76		LL	020-865		-	
	0°	6°	.030	0.76		LR	020-866		-	
	0°	6°	.030	0.76	D	LL	020-869		020-969	
	0°	6°	.030	0.76	D	LR	020-870		020-970	
First Bicuspid	-11°	4°	.032	0.81		LL	020-455		020-555	
	-11°	4°	.032	0.81		LR	020-454		020-554	
Second Bicuspid	-11°	6°	.032	0.81		LL	020-457		-	
	-11°	6°	.032	0.81		LR	020-456		-	
								Offset		Offset

Adding Prefix "3" is APC™ II Adhesive System – *Example: 3020-465*

Adding Prefix "5" is APC™ PLUS Adhesive System – *Example: 5020-465*

Victory Series Buccal Tubes Level Anchorage Prescription

	Torque	Offset	L/R	.018 in.		.022 in.	
Upper 1ST	-10°	14°	L	068-817	1	068-917	
	-10°	14°	R	068-818	2	068-918	
Upper 2ND	-10°	10°	L	067-831	1	067-931	1
	-10°	10°	R	067-832	2	067-932	2
Lower 1ST	-25°	7°	L	067-803	3	067-903	3
	-25°	7°	R	067-804	4	067-904	4
Lower 2ND	-25°	6°	L	067-837	3	067-937	3
	-25°	6°	R	067-838	4	067-938	4
					Base		Base

Adding Prefix "3" is APC™ II Adhesive System – *Example: 3068-817*

Adding Prefix "5" is APC™ PLUS Adhesive System – *Example: 5068-817*

Note

3 Appliance is available with APC™ II Adhesive Coated Appliance System.	**5** Appliance is available with APC™ PLUS Adhesive Coated Appliance System with color change adhesive.
APC™ II Brackets sold in units of five. APC™ PLUS Brackets sold in units of five.	APC™ II Buccal Tubes sold in units of five. APC™ PLUS Buccal Tubes sold in units of four. Non-coated Buccal Tubes sold individually.
Measurements are in millimeters unless otherwise noted.	**1 2 3 4** Buccal Tube is available with a bondable base.
For detailed buccal tube information see the Buccal Tubes section.	

Mini Uni-Twin™ Brackets

Selection by Dischinger* Prescription

Maxillary	Torque	Ang.	In/Out in.	In/Out mm	Hook	L/R	.018 in.	Offset	.022 in.	Offset
Central	+22°	5°	.034	0.86		UL	020-468		020-568	
	+22°	5°	.034	0.86		UR	020-469		020-569	
Lateral	+14°	9°	.046	1.17		UL	020-471		020-571	
	+14°	9°	.046	1.17		UR	020-470		020-570	
Cuspid	0°	11°	.032	0.81		UL	020-845		-	
	0°	11°	.032	0.81		UR	020-846		-	
	0°	11°	.032	0.81	D	UL	020-849		020-949	
	0°	11°	.032	0.81	D	UR	020-850		020-950	
Bicuspid	-7°	0°	.035	0.89		UNIV	020-853	0	020-953	0
	-7°	0°	.035	0.89	D	UL	020-855	0	020-955	0
	-7°	0°	.035	0.89	D	UR	020-854	0	020-954	0
Mandibular										
Anterior	-10°	0°	.044	1.12		UNIV	-		020-590	
Cuspid	-11°	5°	.030	0.76		LL	020-863		-	
	-11°	5°	.030	0.76		LR	020-864		-	
	-11°	5°	.030	0.76	D	LL	020-867		020-967	
	-11°	5°	.030	0.76	D	LR	020-868		020-968	
First Bicuspid	-17°	0°	.032	0.81		UNIV	020-856	0	020-956	0
	-17°	0°	.032	0.81	D	LL	020-859	0	020-959	0*
	-17°	0°	.032	0.81	D	LR	020-860	0	020-960	0*
Second Bicuspid	-22°	0°	.032	0.81		UNIV	020-857	0	020-957	0
	-22°	0°	.032	0.81	D	LL	020-861	0**	020-961	0
	-22°	0°	.032	0.81	D	LR	020-862	0**	020-962	0

*Not available with APC™ PLUS Adhesive.
**Available Uncoated only.

Adding Prefix "3" is APC™ II Adhesive System – *Example: 3020-468*

Adding Prefix "5" is APC™ PLUS Adhesive System – *Example: 5020-468*

Victory Series Buccal Tubes Dischinger* Prescription

	Torque	Offset	L/R	.018 in.	Base	.022 in.	Base
Upper 1ST	-10°	7°	L	068-851	1	068-951	1
	-10°	7°	R	068-852	2	068-952	2
Upper 2ND	-10°	10°	L	067-831	1	067-931	1
	-10°	10°	R	067-832	2	067-932	2
Lower 1ST	-25°	7°	L	067-803	3	067-903	3
	-25°	7°	R	067-804	4	067-904	4
Lower 2ND	-25°	10°	L	067-839	3	067-939	3
	-25°	10°	R	067-840	4	067-940	4

Adding Prefix "3" is APC™ II Adhesive System – *Example: 3068-851*

Adding Prefix "5" is APC™ PLUS Adhesive System – *Example: 5068-851*

Note

3 Appliance is available with APC™ II Adhesive Coated Appliance System.	**5** Appliance is available with APC™ PLUS Adhesive Coated Appliance System with color change adhesive.
APC™ II Brackets sold in units of five. APC™ PLUS Brackets sold in units of five.	APC™ II Buccal Tubes sold in units of five. APC™ PLUS Buccal Tubes sold in units of four. Non-coated Buccal Tubes sold individually.
*Solventum version of this prescription. No endorsement by the Doctor is implied.	Measurements are in millimeters unless otherwise noted.
1 2 3 4 Buccal Tube is available with a bondable base.	
For detailed buccal tube information see the Buccal Tubes section.	

Mini Uni-Twin™ Brackets

Selection by Standard Edgewise Prescription

Maxillary	Torque	Ang.	In/Out in.	In/Out mm	Hook	L/R	.018 in.	Offset	.022 in.	Offset
Central	0°	0°	.030	0.76		UNIV	020-411		020-511	
Lateral	0°	0°	.030	0.76		UNIV	-		020-512	
Cuspid	0°	0°	.030	0.76		UNIV	-		020-507	
	0°	0°	.030	0.76	D	UR	020-408**		020-508*	
	0°	0°	.030	0.76	D	UL	020-409**		020-509*	
Bicuspid	0°	0°	.033	0.84		UNIV	020-489		020-589	
	0°	0°	.033	0.84	D	UL/LR	-		020-597	
	0°	0°	.033	0.84	D	UR/LL	-		020-598	
Mandibular										
Anterior	0°	0°	.040	1.02		UNIV	-		020-510	
Cuspid	0°	0°	.030	0.76		UNIV	-		020-507	
	0°	0°	.030	0.76	D	LL	020-408**		020-508*	
	0°	0°	.030	0.76	D	LR	020-409**		020-509*	

*Not available with APC™ PLUS Adhesive.
**Available Uncoated only.

Adding Prefix "3" is APC™ II Adhesive System – *Example: 3020-411*

Adding Prefix "5" is APC™ PLUS Adhesive System – *Example: 5020-411*

Victory Series Buccal Tubes Standard Edgewise Prescription

	Torque	Offset	L/R	.018 in.	Base	.022 in.	Base
Upper 1ST	0°	7°	L	068-801		068-901	
	0°	7°	R	068-802		068-902	
Upper 2ND	0°	6°	L	067-827	1	067-927	1
	0°	6°	R	067-828	2	067-928	2
Lower 1ST	0°	6°	L	067-809	3	067-909	3
	0°	6°	R	067-810	4	067-910	4
Lower 2ND	0°	6°	L	067-828	3	067-928	3
	0°	6°	R	067-827	4	067-927	4

Adding Prefix "3" is APC™ II Adhesive System – *Example: 3068-801*

Adding Prefix "5" is APC™ PLUS Adhesive System – *Example: 5068-801*

Note

3 Appliance is available with APC™ II Adhesive Coated Appliance System.	**5** Appliance is available with APC™ PLUS Adhesive Coated Appliance System with color change adhesive.
APC™ II Brackets sold in units of five. APC™ PLUS Brackets sold in units of five.	APC™ II Buccal Tubes sold in units of five. APC™ PLUS Buccal Tubes sold in units of four. Non-coated Buccal Tubes sold individually.
Measurements are in millimeters unless otherwise noted.	**1 2 3 4** Buccal Tube is available with a bondable base.
For detailed buccal tube information see the Buccal Tubes section.	

Mini Uni-Twin™ Case Kits

Victory Series™ ZeroBase™ Buccal Tubes

Mini Uni-Twin Brackets Roth* Prescription One Case Kits

	Type	Hook	.018 in.	.022 in.
U/L Mesh	5 x 5	Cuspid/Bicuspid	**020-167**	**020-171**
U/L Mesh	5 x 5	Cuspid	-	**020-195**

Adding Prefix "3" is APC™ II Adhesive System – *Example: 3020-165*

Adding Prefix "5" is APC™ PLUS Adhesive System – *Example: 5020-165*

Mini Uni-Twin Level Anchorage™ Brackets One Case Kits

	Type	Hook	.018 in.	.022 in.
U/L	5 x 5		**020-183**	-

Victory Series Buccal Tubes ZeroBase Prescription

	Torque	Offset	Headgear	L/R	.018 in.		.022 in.	
Upper 1ST	0°	15°	.045	L	**068-825**			
	0°	15°	.045	R	**068-826**			
Upper 1ST	-10°	14°	.045	L	**068-817**	**1**	**068-917**	
	-10°	14°	.045	R	**068-818**	**2**	**068-918**	
Upper 2ND	-10°	10°		L	**067-831**	**1**	**067-931**	**1**
	-10°	10°		R	**067-832**	**2**	**067-932**	**2**
Lower 1ST	-25°	7°		L	**067-803**	**3**	**067-903**	**3**
	-25°	7°		R	**067-804**	**4**	**067-904**	**4**
Lower 2ND	-25°	6°		L	**067-837**	**3**	**067-937**	**3**
	-25°	6°		R	**067-838**	**4**	**067-938**	**4**
						Base		**Base**

Adding Prefix "3" is APC™ II Adhesive System – *Example: 3068-825*

Adding Prefix "5" is APC™ PLUS Adhesive System – *Example: 5068-825*

Note

3 Appliance is available with APC™ II Adhesive Coated Appliance System.	**5** Appliance is available with APC™ PLUS Adhesive Coated Appliance System with color change adhesive.
APC™ II Buccal Tubes sold in units of five. APC™ PLUS Buccal Tubes sold in units of four. Non-coated Buccal Tubes sold individually.	
*Solventum version of this prescription. No endorsement by the Doctor is implied. / Measurements are in millimeters unless otherwise noted.	**1 2 3 4** Buccal Tube is available with a bondable base.
For detailed buccal tube information see the Buccal Tubes section.	

Mini Uni-Twin™ Case Kits

Victory Series Buccal Tubes Alexander* Prescription

	Torque	Offset	L/R	.018 in.		.022 in.	
Upper 1ST	-10°	14°	L	**068-809**		**068-909**	
	-10°	14°	R	**068-810**		**068-910**	
Upper 2ND	-10°	10°	L	**067-831**	**1**	**067-931**	**1**
	-10°	10°	R	**067-832**	**2**	**067-932**	**2**
Lower 1ST	-25°	6°	L	**067-801**	**3**	**067-901**	**3**
	-25°	6°	R	**067-802**	**4**	**067-902**	**4**
Lower 2ND	-25°	6°	L	**067-837**	**3**	**067-937**	**3**
	-25°	6°	R	**067-838**	**4**	**067-938**	**4**
					Base		**Base**

Adding Prefix "3" is APC™ II Adhesive System –
Example: 3068-809

Adding Prefix "5" is APC™ PLUS Adhesive System –
Example: 5068-809

Note

3 Appliance is available with APC™ II Adhesive Coated Appliance System.	**5** Appliance is available with APC™ PLUS Adhesive Coated Appliance System with color change adhesive.
APC™ II Buccal Tubes sold in units of five. APC™ PLUS Buccal Tubes sold in units of four. Non-coated Buccal Tubes sold individually.	
*Solventum version of this prescription. No endorsement by the Doctor is implied. / Measurements are in millimeters unless otherwise noted.	**1 2 3 4** Buccal Tube is available with a bondable base.
For detailed buccal tube information see the Buccal Tubes section.	

Victory Series™ Brackets

The low profile hook and small ball are milled from a single piece of metal for increased patient comfort.

Solventum offers an innovative color coding system that assigns a different color to each quadrant of the mouth for immediate identification.

Gingivally Off-Set Bicuspid Bracket features a three point contact design along with rounded corners for a great base-to-tooth fit.

Victory Series™ Bracket System

The industry standard for brackets, the Victory Series metal bracket system features high bond strength, easily readable identification system and easier bracket ligation. For ease of use, the brackets have been designed with smoothly finished bicuspid tie-wings that are slightly extended and offset gingivally away from the tooth. Deep tie-wing undercuts assure easier and more secure ligation.

An innovative pad design, incorporating an 80 gauge mesh bonding pad, matches the curvature of the tooth for maximum contact and strong, consistent bond strength. Research conducted and published by Howard University* reveals shear bond strengths 40% to 50% higher for 80 gauge mesh vs. 100 gauge mesh on bicuspids with macro-filled resins.

Also available are gingivally offset bicuspid brackets. This unique pad design features a larger bonding base and radiused corners for enhanced base-to-tooth adaptation, providing improved bond strength.

The Victory Series bracket system also makes use of torque-in-base design techniques to provide level slot line-up, and help avoid occlusal interference. A long axis scribe line is provided for accurate placement.

Victory Series metal brackets from Solventum. Providing products that make your life easier.

Victory Series™ Brackets available with:

APC™ II Adhesive

Also available with APC™ Plus Adhesive pre-coating.

*S. Scott, E.M. Kudlick, and F.C. Eichmiller, thesis abstract 1992, Howard University College of Dentistry, Washington D.C.

Victory Series™ Brackets

Selection By Tooth – Maxillary

	Torque	Ang.	In/Out in.	In/Out mm	M/D Width	Hook	L/R	.018 in.	.022 in.
Central Twin	+22°	0°	.040	1.02	3.5		L	**017-563**	**017-663**
	+22°	0°	.040	1.02	3.5		R	**017-564**	**017-664**
	+22°	5°	.040	1.02	3.5		L	**017-561**	**017-661**
	+22°	5°	.040	1.02	3.5		R	**017-562**	**017-662**
	+17°	5°	.040	1.02	3.5		L	**017-595**	-
	+17°	5°	.040	1.02	3.5		R	**017-596**	-
	+17°	4°	.040	1.02	3.5		L	**017-775**	**017-875**
	+17°	4°	.040	1.02	3.5		R	**017-776**	**017-876**
	+14°	5°	.040	1.02	3.5		L	**017-401**	**017-501**
	+14°	5°	.040	1.02	3.5		R	**017-402**	**017-502**
	+7°	5°	.040	1.02	3.5		L	**017-801**	**017-901**
	+7°	5°	.040	1.02	3.5		R	**017-802**	**017-902**
	0°	0°	.032	0.81	3.5		L/R	**017-769**	**017-869**
Lateral Twin	+14°	8°	.052	1.32	2.6		L	**017-569**	**017-669**
	+14°	8°	.052	1.32	2.6		R	**017-570**	**017-670**
	+14°	8°	.052	1.32	2.6	D	L	-	**017-671**
	+14°	8°	.052	1.32	2.6	D	R	-	**017-672**
	+14°	8°	.042	1.07	2.6		L	**017-565**	-
	+14°	8°	.042	1.07	2.6		R	**017-566**	-
	+14°	8°	.042	1.07	2.6	D	L	**017-567**	-
	+14°	8°	.042	1.07	2.6	D	R	**017-568**	-
	+10°	8°	.049	1.24	2.6		L	**017-777**	**017-877**
	+10°	8°	.049	1.24	2.6		R	**017-778**	**017-878**
	+7°	8°	.049	1.24	2.6		L	**017-403**	**017-503**
	+7°	8°	.049	1.24	2.6		R	**017-404**	**017-504**
	+7°	8°	.049	1.24	2.6	D	L	**017-405**	**017-505**
	+7°	8°	.049	1.24	2.6	D	R	**017-406**	**017-506**
	+3°	9°	.049	1.24	2.6		L	**017-803**	**017-903**
	+3°	9°	.049	1.24	2.6		R	**017-804**	**017-904**
	0°	0°	.032	0.81	2.6		L/R	**017-770**	**017-870**
Lateral Single	+7°	8°	.049	1.24	5.5		L	**017-437**	-
	+7°	8°	.049	1.24	5.5		R	**017-438**	-
								Offset	**Offset**

Adding Prefix "3" is APC™ II Adhesive System – *Example: 3017-563*

Adding Prefix "5" is APC™ PLUS Adhesive System – *Example: 5017-563*

Note

3 APC™ II Brackets sold in units of five.	**5** APC™ PLUS Brackets sold in units of five.
Measurements are in millimeters unless otherwise noted.	
MBT™ Versatile+ Appliance System Brackets pictured in most cases.	

Victory Series™ Brackets

Selection By Tooth – Maxillary

Cuspid Twin

	Torque	Ang.	In/Out in.	In/Out mm	M/D Width	Hook	L/R	.018 in.	.022 in.
	+7°	10°	.032	0.81	3.2	D	L	**017-575**	**017-675**
	+7°	10°	.032	0.81	3.2	D	R	**017-576**	**017-676**
	+7°	5°	.031	0.79	3.2		L	**017-605**	-
	+7°	5°	.031	0.79	3.2		R	**017-606**	-
	+7°	5°	.031	0.79	3.2	D	L	**017-607**	**017-707**
	+7°	5°	.031	0.79	3.2	D	R	**017-608**	**017-708**
	+7°	5°	.031	0.79	3.2	M	L	**017-609**	-
	+7°	5°	.031	0.79	3.2	M	R	**017-610**	-
	0°	8°	.032	0.81	3.2	D	L	**017-773**	**017-873**
	0°	8°	.032	0.81	3.2	D	R	**017-774**	**017-874**
	0°	6°	.032	0.81	3.2		L	**017-625**	**017-725**
	0°	6°	.032	0.81	3.2		R	**017-626**	**017-726**
	0°	6°	.032	0.81	3.2	D	L	**017-627**	**017-727**
	0°	6°	.032	0.81	3.2	D	R	**017-628**	**017-728**
	0°	6°	.031	0.79	3.2		L/R	-	**017-718**
	0°	0°	.031	0.79	3.2		L	**017-619***	**017-719**
	0°	0°	.031	0.79	3.2		R	**017-620***	**017-720**
	0°	0°	.031	0.79	3.2	D	L	**017-621**	**017-721**
	0°	0°	.031	0.79	3.2	D	R	**017-622**	**017-722**
	-3°	10°	.032	0.81	3.2		L	**017-411**	**017-511**
	-3°	10°	.032	0.81	3.2		R	**017-412**	**017-512**
	-3°	10°	.032	0.81	3.2	D	L	**017-413**	**017-513**
	-3°	10°	.032	0.81	3.2	D	R	**017-414**	**017-514**
	-7°	8°	.032	0.81	3.2		L	-	**017-879**
	-7°	8°	.032	0.81	3.2		R	-	**017-880**
	-7°	8°	.032	0.81	3.2	D	L	**017-881**	**017-981**
	-7°	8°	.032	0.81	3.2	D	R	**017-882**	**017-982**

Cuspid Single

	0°	6°	.040	1.02	6.4		L	**017-763***	-
	0°	6°	.040	1.02	6.4		R	**017-764***	-
	-3°	10°	.031	0.79	6.4		L	**017-407**	-
	-3°	10°	.031	0.79	6.4		R	**017-408**	-
	-3°	10°	.031	0.79	6.4	Hk	L	**017-409**	**017-509**
	-3°	10°	.031	0.79	6.4	Hk	R	**017-410**	**017-510**

*Available Uncoated only.

Offset | Offset

Adding Prefix "3" is APC™ II Adhesive System – *Example: 3017-573*

Adding Prefix "5" is APC™ PLUS Adhesive System – *Example: 5017-573*

Note

3 APC™ II Brackets sold in units of five.	**5** APC™ PLUS Brackets sold in units of five.
Measurements are in millimeters unless otherwise noted.	
MBT™ Versatile+ Appliance System Brackets pictured in most cases.	

Victory Series™ Brackets

Selection By Tooth – Maxillary

	Torque	Ang.	In/Out in.	In/Out mm	M/D Width	Hook	L/R	.018 in.		.022 in.	
Universal Bicuspid Twin	0°	0°	.036	0.91	3.0		L/R	**017-657**	**0**	**017-757**	**0**
	0°	0°	.036	0.91	3.0	D	L	**017-659**	**0**	**017-759**	**0**
	0°	0°	.036	0.91	3.0	D	R	**017-658**	**0**	**017-758**	**0**
	-7°	0°	.036	0.91	3.0		L/R	**017-583**	**0**	**017-683**	**0**
	-7°	0°	.036	0.91	3.0	D	L	**017-585**	**0**	**017-685**	**0**
	-7°	0°	.036	0.91	3.0	D	R	**017-584**	**0**	**017-684**	**0**
	-7°	0°	.036	0.91	3.0	M	L	**-**		**017-747**	**0**
	-7°	0°	.036	0.91	3.0	M	R	**-**		**017-748**	**0**
	-7°	0°	.036	0.91	3.0		L/R	**017-790**	**0**	**017-890**	**0**
Universal Bicuspid Single	-7°	0°	.036	0.91	5.3		L/R	**017-415**	**0**	**017-515**	**0**
	-7°	0°	.036	0.91	5.3	Hk	L/R	**-**		**017-516**	
	-7°	0°	.036	0.91	5.3		L/R	**7017-415**		**7017-515**	
	-7°	0°	.036	0.91	5.3	Hk	L/R	**7017-416**		**-**	
Second Bicuspid Twin THk*	-7°	0°	.055	1.40	3.0		L/R	**017-791**	**0**	**017-891**	**0**
	-7°	0°	.055	1.40	3.0	D	L	**017-813****		**017-913**	
	-7°	0°	.055	1.40	3.0	D	R	**017-812****		**017-912**	
									Offset		**Offset**

*Optional – Compensated in/out for tooth size discrepancy.
**Available Uncoated only.

Adding Prefix "3" is APC™ II Adhesive System – *Example: 3017-657*

Adding Prefix "5" is APC™ PLUS Adhesive System – *Example: 5017-657*

Note

3 APC™ II Brackets sold in units of five.	**5** APC™ PLUS Brackets sold in units of five.
Measurements are in millimeters unless otherwise noted.	
MBT™ Versatile+ Appliance System Brackets pictured in most cases.	

Victory Series™ Brackets

Selection By Tooth – Mandibular

	Torque	Ang.	In/Out in.	In/Out mm	M/D Width	Hook	L/R	.018 in.	.022 in.
Anterior Twin	0°	0°	.032	0.81	2.4		L/R	**017-603**	**017-703**
	-1°	0°	.058	1.47	2.4		L/R	**017-419**	**017-519**
	-1°	0°	.058	1.47	2.4	D	LL	**-**	**017-539***
	-1°	0°	.058	1.47	2.4	D	LR	**-**	**017-540***
	-1°	0°	.047	1.19	2.4		L/R	**017-660**	**017-760**
	-5°	0°	.059	1.50	2.4		L/R	**017-422**	**017-522**
	-5°	0°	.059	1.50	2.4	D	LL	**017-441***	**017-541***
	-5°	0°	.059	1.50	2.4	D	LR	**017-442***	**017-542***
	-6°	0°	.059	1.50	2.4		L/R	**017-792**	**017-892**
	-10°	0°	.047	1.19	2.4		L/R	**017-613**	**017-713**
Anterior Single	-1°	0°	.058	1.47	4.4		L/R	**017-417**	**017-517***
	-5°	0°	.058	1.50	4.4		L/R	**017-420**	**017-520**
	-5°	0°	.058	1.50	4.4	Hk	L/R	**017-421**	**-**
Cuspid Twin	+7°	5°	.031	0.79	3.2		L	**017-579**	**017-679**
	+7°	5°	.031	0.79	3.2		R	**017-580**	**017-680**
	+7°	5°	.031	0.79	3.2	M	L	**017-611**	**-**
	+7°	5°	.031	0.79	3.2	M	R	**017-612**	**-**
	+7°	5°	.031	0.79	3.2	D	L	**017-581**	**017-681**
	+7°	5°	.031	0.79	3.2	D	R	**017-582**	**017-682**
	0°	3°	.031	0.79	3.2	D	L	**017-771**	**017-871**
	0°	3°	.031	0.79	3.2	D	R	**017-772**	**017-872**
	0°	0°	.031	0.79	3.2		L	**017-643**	**017-743**
	0°	0°	.031	0.79	3.2		R	**017-644**	**017-744**
	0°	0°	.031	0.79	3.2	D	L	**-**	**017-745**
	0°	0°	.031	0.79	3.2	D	R	**-**	**017-746**
	-6°	3°	.030	0.76	3.2		L	**017-793**	**017-893**
	-6°	3°	.030	0.76	3.2		R	**017-794**	**017-894**
	-6°	3°	.030	0.76	3.2	D	LL	**017-883**	**017-983**
	-6°	3°	.030	0.76	3.2	D	LR	**017-884**	**017-984**
	-7°	6°	.030	0.76	3.2		L	**017-427**	**017-527**
	-7°	6°	.030	0.76	3.2		R	**017-428**	**017-528**
	-7°	6°	.030	0.76	3.2	D	L	**017-429**	**017-529**
	-7°	6°	.030	0.76	3.2	D	R	**017-430**	**017-530**
Cuspid Single	-7°	6°	.027	0.69	6.4		L	**017-423**	**017-523***
	-7°	6°	.027	0.69	6.4		R	**017-424**	**017-524***
	-7°	6°	.027	0.69	6.4	Hk	L	**017-425**	**-**
	-7°	6°	.027	0.69	6.4	Hk	R	**017-426**	**-**
	0°	6°	.040	1.02	6.4		L	**017-761***	**-**
	0°	6°	.040	1.02	6.4		R	**017-762***	**-**
								Offset	**Offset**

*Available Uncoated only.

Adding Prefix "3" is APC™ II Adhesive System – *Example: 3017-603*

Adding Prefix "5" is APC™ PLUS Adhesive System – *Example: 5017-603*

Note

3 APC™ II Brackets sold in units of five.	**5** APC™ PLUS Brackets sold in units of five.
Measurements are in millimeters unless otherwise noted.	
MBT™ Versatile+ Appliance System Brackets pictured in most cases.	

Victory Series™ Brackets

Selection By Tooth – Mandibular

	Torque	Ang.	In/Out in.	In/Out mm	M/D Width	Hook	L/R	.018 in.		.022 in.	
First Bicuspid Twin	0°	0°	.036	0.91	3.0		L/R	**017-599**	0	**017-699**	0
	0°	0°	.036	0.91	3.0	D	L	**017-601***		**017-701**	0
	0°	0°	.036	0.91	3.0	D	R	**017-602***		**017-702**	0
	-7°	0°	.036	0.91	3.0		L/R	**017-805**		**017-905**	
	-7°	0°	.036	0.91	3.0	D	L	**017-807**		**017-907**	
	-7°	0°	.036	0.91	3.0	D	R	**017-806**		**017-906**	
	-11°	0°	.038	0.97	3.0		L/R	**017-586**	0	**017-686**	0
	-11°	0°	.038	0.97	3.0	D	L	**017-587**	0	**017-687**	0
	-11°	0°	.038	0.97	3.0	D	R	**017-588**	0	**017-688**	0
	-12°	2°	.038	0.97	3.0		L	**017-795**	0	**017-895**	0
	-12°	2°	.038	0.97	3.0		R	**017-796**	0	**017-896**	0
	-12°	2°	.038	0.97	3.0	D	L	**017-809**	0	**017-909**	0
	-12°	2°	.038	0.97	3.0	D	R	**017-808**	0	**017-908**	0
	-17°	0°	.039	0.99	3.0		L/R	**017-616**	0	**017-716**	0
	-17°	0°	.039	0.99	3.0	D	L	**017-615**	0	**017-715**	0
	-17°	0°	.039	0.99	3.0	D	R	**017-614**	0	**017-714**	0
First Bicuspid Single	-11°	0°	.038	0.97	5.3		L/R	**017-431**	0	**017-531**	
	-11°	0°	.038	0.97	5.3	Hk	L/R	**017-432**		**017-532**	
	-11°	-4°	.038	0.97	5.3		L	**017-765***		**-**	
	-11°	-4°	.038	0.97	5.3		R	**017-766***		**-**	
Second Bicuspid Twin	-17°	2°	.039	0.99	3.0		L	**017-797**	0	**017-897**	0
	-17°	2°	.039	0.99	3.0		R	**017-798**	0	**017-898**	0
	-17°	2°	.039	0.99	3.0	D	L	**017-811**	0	**017-911**	0
	-17°	2°	.039	0.99	3.0	D	R	**017-810**	0	**017-910**	0
	-17°	0°	.039	0.99	3.0		L/R	**017-589**	0	**017-689**	0
	-17°	0°	.039	0.99	3.0	D	L	**017-591**		**017-691**	0
	-17°	0°	.039	0.99	3.0	D	R	**017-590**		**017-690**	
	-22°	0°	.033	0.84	3.0		L/R	**017-592**	0	**017-692**	0
	-22°	0°	.033	0.84	3.0	D	L	**017-593**	0	**017-693**	0
	-22°	0°	.033	0.84	3.0	D	R	**017-594**	0	**017-694**	0
Second Bicuspid Single	-11°	-6°	.035	0.89	5.3		L	**017-767***		**-**	
	-11°	-6°	.035	0.89	5.3		R	**017-768***		**-**	
	-17°	0°	.035	0.89	5.3		L/R	**017-433**	0	**017-533**	
	-17°	0°	.035	0.89	5.3	Hk	L/R	**017-434**		**-**	
	-17°	0°	.035	0.89	5.3		L/R	**7017-433**		**7017-533**	
									Offset		**Offset**

*Available Uncoated only.

Adding Prefix "3" is APC™ II Adhesive System – *Example: 3017-599*

Adding Prefix "5" is APC™ PLUS Adhesive System – *Example: 5017-599*

Note

3 APC™ II Brackets sold in units of five.	**5** APC™ PLUS Brackets sold in units of five.
Measurements are in millimeters unless otherwise noted.	If part number is preceded with "7" prefix, available welded to bicuspid bands.

Victory Series™ Brackets

Selection By MBT™ Versatile+ Appliance System

Maxillary	Torque	Ang.	In/Out in.	In/Out mm	Hook	L/R	.018 in.		.022 in.	
Central	+17°	4°	.040	1.02		UL	017-775		017-875	
	+17°	4°	.040	1.02		UR	017-776		017-876	
Lateral	+10°	8°	.049	1.24		UL	017-777		017-877	
	+10°	8°	.049	1.24		UR	017-778		017-878	
Cuspid	0°	8°	.032	0.81	D	UL	017-773		017-873	
	0°	8°	.032	0.81	D	UR	017-774		017-874	
	-7°	8°	.032	0.81		UL	-		017-879	
	-7°	8°	.032	0.81		UR	-		017-880	
	-7°	8°	.032	0.81	D	UL	017-881		017-981	
	-7°	8°	.032	0.81	D	UR	017-882		017-982	
Universal Bicuspid	-7°	0°	.036	0.91		UNIV	017-790	0	017-890	0
	-7°	0°	.036	0.91	D	UL	017-585	0	017-685	0
	-7°	0°	.036	0.91	D	UR	017-584	0	017-684	0
Second Bicuspid THk*	-7°	0°	.055	1.40		UNIV	017-791	0	017-891	0
	-7°	0°	.055	1.40	D	UL	017-813	0	017-913	
	-7°	0°	.055	1.40	D	UR	017-812	0	017-912	
Mandibular										
Anterior	-6°	0°	.059	1.50		UNIV	017-792		017-892	
Cuspid	0°	3°	.031	0.79	D	LL	017-771		017-871	
	0°	3°	.031	0.79	D	LR	017-772		017-872	
	-6°	3°	.030	0.76		LL	017-793		017-893	
	-6°	3°	.030	0.76		LR	017-794		017-894	
	-6°	3°	.030	0.76	D	LL	017-883		017-983	
	-6°	3°	.030	0.76	D	LR	017-884		017-984	
First Bicuspid	-12°	2°	.038	0.97		LL	017-795	0	017-895	0
	-12°	2°	.038	0.97		LR	017-796	0	017-896	0
	-12°	2°	.038	0.97	D	LL	017-809	0	017-909	0
	-12°	2°	.038	0.97	D	LR	017-808	0	017-908	0
Second Bicuspid	-17°	2°	.039	0.99		LL	017-797	0	017-897	0
	-17°	2°	.039	0.99		LR	017-798	0	017-898	0
	-17°	2°	.039	0.99	D	LL	017-811	0	017-911	0
	-17°	2°	.039	0.99	D	LR	017-810	0	017-910	0
								Offset		Offset

*Optional – Compensated in/out for tooth size discrepancy

Adding Prefix "3" is APC™ II Adhesive System – *Example: 3017-775*

Adding Prefix "5" is APC™ PLUS Adhesive System – *Example: 5017-775*

Note

3 APC™ II Brackets sold in units of five.	**5** APC™ PLUS Brackets sold in units of five.
Measurements are in millimeters unless otherwise noted.	

Victory Series™ Brackets

Selection By Sondhi Prescription

Maxillary	Torque	Ang.	In/Out in.	In/Out mm	Hook	L/R	.018 in.	Offset	.022 in.	Offset
Central	+22°	5°	.040	1.02		UL	017-561		017-661	
	+22°	5°	.040	1.02		UR	017-562		017-662	
Lateral	+14°	8°	.052	1.32		UL	017-569		017-669	
	+14°	8°	.052	1.32		UR	017-570		017-670	
	+14°	8°	.052	1.32	D	UL	-		017-671	
	+14°	8°	.052	1.32	D	UR	-		017-672	
Bicuspid	-7°	0°	.036	0.91		UNIV	017-415	0	017-515	0
	-7°	0°	.036	0.91	Hk	UNIV	-		017-516	
Mandibular										
Anterior Central	-1°	0°	.058	1.47		UNIV	017-417		017-517*	
Cuspid	-7°	6°	.027	0.69		LL	017-423		017-523*	
	-7°	6°	.027	0.69		LR	017-424		017-524*	
	-7°	6°	.027	0.69	Hk	LL	017-425		-	
	-7°	6°	.027	0.69	Hk	LR	017-426		-	
First Bicuspid	-11°	0°	.038	0.97		UNIV	017-431	0	017-531	
	-11°	0°	.038	0.97	Hk	UNIV	017-432	0	017-532	
Second Bicuspid	-17°	0°	.038	0.97		UNIV	017-433	0	017-533	
	-17°	0°	.038	0.97	Hk	UNIV	017-434		-	

*Available Uncoated only.

Adding Prefix "3" is APC™ II Adhesive System – *Example: 3017-561*

Adding Prefix "5" is APC™ PLUS Adhesive System – *Example: 5017-561*

Note

3 APC™ II Brackets sold in units of five.	**5** APC™ PLUS Brackets sold in units of five.
Measurements are in millimeters unless otherwise noted.	

Victory Series™ Brackets

Selection By ZeroBase™ Prescription

Maxillary	Torque	Ang.	In/Out in.	In/Out mm	Hook	L/R		.018 in.		.022 in.	
Central	+22°	5°	.040	1.02		UL	B	017-561		017-661	
	+22°	5°	.040	1.02		UR		017-562		017-662	
	+17°	5°	.040	1.02		UL	M	017-595		-	
	+17°	5°	.040	1.02		UR		017-596		-	
	+14°	5°	.040	1.02		UL	D	017-401		017-501	
	+14°	5°	.040	1.02		UR		017-402		017-502	
Lateral	+14°	8°	.052	1.32		UL	B	017-569		017-669	
	+14°	8°	.052	1.32		UR		017-570		017-670	
	+10°	8°	.049	1.24		UL	M	017-777		017-877	
	+10°	8°	.049	1.24		UR		017-778		017-878	
	+7°	8°	.049	1.24		UL	D	017-403		017-503	
	+7°	8°	.049	1.24		UR		017-404		017-504	
Cuspid	+7°	10°	.032	0.81	D	UL	B	017-575		017-675	
	+7°	10°	.032	0.81	D	UR		017-576		017-676	
	0°	6°	.032	0.81		UL	M D	017-625		017-725	
	0°	6°	.032	0.81		UR		017-626		017-726	
	0°	6°	.032	0.81	D	UL		017-627		017-727	
	0°	6°	.032	0.81	D	UR		017-628		017-728	
Bicuspid	0°	0°	.036	0.91		UNIV	B M D	017-657	0	017-757	0
	0°	0°	.036	0.91	D	UL	B M D	017-659		017-759	
	0°	0°	.036	0.91	D	UR	B M D	017-658		017-758	
Mandibular											
Anterior	-1°	0°	.058	1.47		UNIV	B M D	017-419		017-519	
Cuspid	+7°	5°	.031	0.79		LL	B M D	017-579		017-679	
	+7°	5°	.031	0.79		LR	B M D	017-580		017-680	
	+7°	5°	.031	0.79	M	LL	B M D	017-611		-	
	+7°	5°	.031	0.79	M	LR	B M D	017-612		-	
	+7°	5°	.031	0.79	D	LL	B M D	017-581		017-681	
	+7°	5°	.031	0.79	D	LR	B M D	017-582		017-682	
First Bicuspid	-7°	0°	.036	0.91		UNIV		017-805		017-905	
	-7°	0°	.036	0.91	D	LL	B M D	017-807		017-907	
	-7°	0°	.036	0.91	D	LR	B M D	017-806		017-906	
Second Bicuspid	-11°	0°	.038	0.97		UNIV	B M D	017-586	0	017-686	0
	-11°	0°	.038	0.97	D	LL	B M D	017-587	0	017-687	0
	-11°	0°	.038	0.97	D	LR	B M D	017-588	0	017-688	0
									Offset		Offset

B Brachyfacial M Mesofacial D Dolichofacial

Adding Prefix "3" is APC™ II Adhesive System – *Example: 3017-561*

Adding Prefix "5" is APC™ PLUS Adhesive System – *Example: 5017-561*

Note

3 APC™ II Brackets sold in units of five.	5 APC™ PLUS Brackets sold in units of five.
*Solventum version of this prescription. No endorsement by the Doctor is implied.	Measurements are in millimeters unless otherwise noted.

Victory Series™ Brackets

Selection By Roth* Prescription

Maxillary	Torque	Ang.	In/Out in.	In/Out mm	Hook	L/R	.018 in.		.022 in.	
Central	+14°	5°	.040	1.02		UL	**017-401**		**017-501**	
	+14°	5°	.040	1.02		UR	**017-402**		**017-502**	
Lateral	+7°	8°	.049	1.24		UL	**017-403**		**017-503**	
	+7°	8°	.049	1.24		UR	**017-404**		**017-504**	
Cuspid	-3°	10°	.032	0.81		UL	**017-411**		**017-511**	
	-3°	10°	.032	0.81		UR	**017-412**		**017-512**	
	-3°	10°	.032	0.81	D	UL	**017-413**		**017-513**	
	-3°	10°	.032	0.81	D	UR	**017-414**		**017-514**	
Bicuspid	-7°	0°	.036	0.91		UNIV	**017-583**	**0**	**017-683**	**0**
	-7°	0°	.036	0.91	D	UL	**017-585**	**0**	**017-685**	**0**
	-7°	0°	.036	0.91	D	UR	**017-584**	**0**	**017-684**	**0**
	-7°	0°	.036	0.91	M	UL	**-**		**017-747**	**0**
	-7°	0°	.036	0.91	M	UR	**-**		**017-748**	**0**
Mandibular										
Anterior	-1°	0°	.058	1.47		UNIV	**017-419**		**017-519**	
Cuspid	-7°	6°	.030	0.76		LL	**017-427**		**017-527**	
	-7°	6°	.030	0.76		LR	**017-428**		**017-528**	
	-7°	6°	.030	0.76	D	LL	**017-429**		**017-529**	
	-7°	6°	.030	0.76	D	LR	**017-430**		**017-530**	
First Bicuspid	-17°	0°	.039	0.99		UNIV	**017-616**	**0**	**017-716**	**0**
	-17°	0°	.039	0.99	D	LL	**017-615**	**0**	**017-715**	**0**
	-17°	0°	.039	0.99	D	LR	**017-614**	**0**	**017-714**	**0**
Second Bicuspid	-22°	0°	.033	0.84		UNIV	**017-592**	**0**	**017-692**	**0**
	-22°	0°	.033	0.84	D	LL	**017-593**	**0**	**017-693**	**0**
	-22°	0°	.033	0.84	D	LR	**017-594**	**0**	**017-694**	**0**
								Offset		**Offset**

Adding Prefix "3" is APC™ II Adhesive System – *Example: 3017-401*

Adding Prefix "5" is APC™ PLUS Adhesive System – *Example: 5017-401*

Note

3 APC™ II Brackets sold in units of five.	**5** APC™ PLUS Brackets sold in units of five.
*Solventum version of this prescription. No endorsement by the Doctor is implied.	Measurements are in millimeters unless otherwise noted.

Victory Series™ Brackets

Selection By Andrews* Prescription

Maxillary	Torque	Ang.	In/Out in.	In/Out mm	Hook	L/R	.018 in.		.022 in.	
Central	+7°	5°	.040	1.02		UL	017-801		017-901	
	+7°	5°	.040	1.02		UR	017-802		017-902	
Lateral	+3°	9°	.049	1.24		UL	017-803		017-903	
	+3°	9°	.049	1.24		UR	017-804		017-904	
Cuspid	-3°	10°	.032	0.81		UL	017-411		017-511	
	-3°	10°	.032	0.81		UR	017-412		017-512	
	-3°	10°	.032	0.81	D	LL	017-413		017-513	
	-3°	10°	.032	0.81	D	LR	017-414		017-514	
Bicuspid	-7°	0°	.036	0.91		UNIV	017-583	0	017-683	0
	-7°	0°	.036	0.91	D	UL	017-585	0	017-685	0
	-7°	0°	.036	0.91	D	UR	017-584	0	017-684	0
	-7°	0°	.036	0.91	M	UL	-		017-747	0
	-7°	0°	.036	0.91	M	UR	-		017-748	0
Mandibular										
Anterior	-1°	0°	.058	1.47		UNIV	017-419		017-519	
Cuspid	-7°	6°	.030	0.76		LL	017-427		017-527	
	-7°	6°	.030	0.76		LR	017-428		017-528	
	-7°	6°	.030	0.76	D	LL	017-429		017-529	
	-7°	6°	.030	0.76	D	LR	017-430		017-530	
First Bicuspid	-17°	0°	.039	0.99		UNIV	017-616	0	017-716	0
	-17°	0°	.039	0.99	D	LL	017-615	0	017-715	0
	-17°	0°	.039	0.99	D	LR	017-614	0	017-714	0
Second Bicuspid	-22°	0°	.033	0.84		UNIV	017-592	0	017-692	0
	-22°	0°	.033	0.84	D	LL	017-593	0	017-693	0
	-22°	0°	.033	0.84	D	LR	017-594	0	017-694	0
								Offset		Offset

Adding Prefix "3" is APC™ II Adhesive System – *Example: 3017-801*

Adding Prefix "5" is APC™ PLUS Adhesive System – *Example: 5017-801*

Note

3 APC™ II Brackets sold in units of five.	**5** APC™ PLUS Brackets sold in units of five.
*Solventum version of this prescription. No endorsement by the Doctor is implied.	Measurements are in millimeters unless otherwise noted.

Victory Series™ Brackets

Selection By Alexander* Prescription

Maxillary	Torque	Ang.	In/Out in.	In/Out mm	Hook	L/R	.018 in.		.022 in.	
Central Twin	+14°	5°	.040	1.02		UL	**017-401**		**017-501**	
	+14°	5°	.040	1.02		UR	**017-402**		**017-502**	
Lateral Twin	+7°	8°	.049	1.24		UL	**017-403**		**017-503**	
	+7°	8°	.049	1.24		UR	**017-404**		**017-504**	
	+7°	8°	.049	1.24	D	UL	**017-405**		**017-505**	
	+7°	8°	.049	1.24	D	UR	**017-406**		**017-506**	
Lateral Single	+7°	8°	.049	1.24		UL	**017-437**		-	
	+7°	8°	.049	1.24		UR	**017-438**		-	
Cuspid Single	-3°	10°	.031	0.79		UL	**017-407**		**017-507**	
	-3°	10°	.031	0.79		UR	**017-408**		**017-508**	
	-3°	10°	.031	0.79	Hk	UL	**017-409**		**017-509**	
	-3°	10°	.031	0.79	Hk	UR	**017-410**		**017-510**	
Bicuspid Single	-7°	0°	.036	0.91		UNIV	**017-415**	0	**017-515**	0
	-7°	0°	.036	0.91	Hk	UNIV	-		**017-516**	
Mandibular										
Anterior Single	-5°	0°	.059	1.50		UNIV	**017-420**		**017-520**	
	-5°	0°	.059	1.50	Hk	UNIV	**017-421**		-	
Cuspid Single	-7°	6°	.027	0.69		LL	**017-423**		**017-523***	
	-7°	6°	.027	0.69		LR	**017-424**		**017-524***	
	-7°	6°	.027	0.69	Hk	LL	**017-425**		-	
	-7°	6°	.027	0.69	Hk	LR	**017-426**		-	
First Bicuspid Single	-11°	0°	.038	0.97		UNIV	**017-431**	0	**017-531**	
	-11°	0°	.038	0.97	Hk	UNIV	**017-432**	0	**017-532**	
Second Bicuspid Single	-17°	0°	.038	0.97		UNIV	**017-433**	0	**017-533**	
	-17°	0°	.038	0.97	Hk	UNIV	**017-434**		-	
								Offset		Offset

*Available Uncoated only.

Adding Prefix "3" is APC™ II Adhesive System – *Example: 3017-401*

Adding Prefix "5" is APC™ PLUS Adhesive System – *Example: 5017-401*

Note

3 APC™ II Brackets sold in units of five.	**5** APC™ PLUS Brackets sold in units of five.
*Solventum version of this prescription. No endorsement by the Doctor is implied.	Measurements are in millimeters unless otherwise noted.

Victory Series™ Brackets

Selection By Hilgers* Prescription

Maxillary	Torque	Ang.	In/Out in.	In/Out mm	Hook	L/R	.018 in.	Offset	.022 in.	Offset
Central	+22°	5°	.040	1.02		UL	017-561		017-661	
	+22°	5°	.040	1.02		UR	017-562		017-662	
Lateral	+14°	8°	.052	1.32		UL	017-569		017-669	
	+14°	8°	.052	1.32		UR	017-570		017-670	
Cuspid	+7°	10°	.032	0.81	D	UL	017-575		017-675	
	+7°	10°	.032	0.81	D	UR	017-576		017-676	
Bicuspid	-7°	0°	.036	0.91		UNIV	017-583	0	017-683	0
	-7°	0°	.036	0.91	D	UL	017-585	0	017-685	0
	-7°	0°	.036	0.91	D	UR	017-584	0	017-684	0
	-7°	0°	.036	0.91	M	UL	-		017-747	0
	-7°	0°	.036	0.91	M	UR	-		017-748	0
Mandibular										
Anterior	-1°	0°	.058	1.47		UNIV	017-419		017-519	
Cuspid	+7°	5°	.031	0.79		LL	017-579		017-679	
	+7°	5°	.031	0.79		LR	017-580		017-680	
	+7°	5°	.031	0.79	D	LL	017-581		017-681	
	+7°	5°	.031	0.79	D	LR	017-582		017-682	
	+7°	5°	.031	0.79	M	LL	017-611		-	
	+7°	5°	.031	0.79	M	LR	017-612		-	
First Bicuspid	-11°	0°	.038	0.97		UNIV	017-586	0	017-686	0
	-11°	0°	.038	0.97	D	LL	017-587	0	017-687	0
	-11°	0°	.038	0.97	D	LR	017-588	0	017-688	0
Second Bicuspid	-17°	0°	.039	0.99		UNIV	017-589	0	017-689	0
	-17°	0°	.039	0.99	D	LL	017-591	0	017-691	0
	-17°	0°	.039	0.99	D	LR	017-590	0	017-690	

Adding Prefix "3" is APC™ II Adhesive System – *Example: 3017-561*

Adding Prefix "5" is APC™ PLUS Adhesive System – *Example: 5017-561*

Note

3 APC™ II Brackets sold in units of five.	**5** APC™ PLUS Brackets sold in units of five.
*Solventum version of this prescription. No endorsement by the Doctor is implied.	Measurements are in millimeters unless otherwise noted.

Victory Series™ Brackets

Selection By Ricketts* Prescription

Maxillary	Torque	Ang.	In/Out in.	In/Out mm	Hook	L/R	.018 in.		.022 in.	
Central	+22°	5°	.040	1.02		UL	**017-561**		**017-661**	
	+22°	5°	.040	1.02		UR	**017-562**		**017-662**	
Lateral	+14°	8°	.052	1.32		UL	**017-569**		**017-669**	
	+14°	8°	.052	1.32		UR	**017-570**		**017-670**	
Cuspid	+7°	5°	.031	0.79		UL	**017-605**		-	
	+7°	5°	.031	0.79		UR	**017-606**		-	
	+7°	5°	.031	0.79	D	UL	**017-607**		**017-707**	
	+7°	5°	.031	0.79	D	UR	**017-608**		**017-708**	
	+7°	5°	.031	0.79	M	UL	**017-609**		**017-709**	
	+7°	5°	.031	0.79	M	UR	**017-610**		-	
Bicuspid	0°	0°	.036	0.91		UNIV	**017-657**	**0**	**017-757**	**0**
	0°	0°	.036	0.91	D	UL	**017-659**		**017-759**	
	0°	0°	.036	0.91	D	UR	**017-658**		**017-758**	
Mandibular										
Anterior	-1°	0°	.047	1.19		UNIV	**017-660**		**017-760**	
Cuspid	+7°	5°	.031	0.79		LL	**017-579**		**017-679**	
	+7°	5°	.031	0.79		LR	**017-580**		**017-680**	
	+7°	5°	.031	0.79	D	LL	**017-581**		**017-681**	
	+7°	5°	.031	0.79	D	LR	**017-582**		**017-682**	
	+7°	5°	.031	0.79	M	LL	**017-611**		-	
	+7°	5°	.031	0.79	M	LR	**017-612**		-	
First Bicuspid	0°	0°	.036	0.91		UNIV	**017-599**	**0**	**017-699**	**0**
	0°	0°	.036	0.91	D	LL	**017-601***		**017-701**	**0**
	0°	0°	.036	0.91	D	LR	**017-602***		**017-702**	**0**
Second Bicuspid	-11°	0°	.038	0.97		UNIV	**017-586**	**0**	**017-686**	**0**
	-11°	0°	.038	0.97	D	LL	**017-587**	**0**	**017-687**	**0**
	-11°	0°	.038	0.97	D	LR	**017-588**	**0**	**017-688**	**0**
								Offset		**Offset**

*Available Uncoated only.

Adding Prefix "3" is APC™ II Adhesive System – *Example: 3017-561*

Adding Prefix "5" is APC™ PLUS Adhesive System – *Example: 5017-561*

Note

3 APC™ II Brackets sold in units of five.	**5** APC™ PLUS Brackets sold in units of five.
*Solventum version of this prescription. No endorsement by the Doctor is implied.	Measurements are in millimeters unless otherwise noted.

Victory Series™ Brackets

Selection By Samson* Prescription

Maxillary	Torque	Ang.	In/Out in.	In/Out mm	Hook	L/R	.018 in.		.022 in.	
Central Phase 1	+22°	0°	.040	1.02		UL	017-563		017-663	
	+22°	0°	.040	1.02		UR	017-564		017-664	
Central Phase 2	+22°	5°	.040	1.02		UL	017-561		017-661	
	+22°	5°	.040	1.02		UR	017-562		017-662	
Lateral	+7°	8°	.049	1.24		UL	017-403		017-503	
	+7°	8°	.049	1.24		UR	017-404		017-504	
Cuspid	+7°	5°	.031	0.79		UL	017-605		-	
	+7°	5°	.031	0.79		UR	017-606		-	
	+7°	5°	.031	0.79	D	UL	017-607		017-707	
	+7°	5°	.031	0.79	D	UR	017-608		017-708	
	+7°	5°	.031	0.79	M	UL	017-609		-	
	+7°	5°	.031	0.79	M	UR	017-610		-	
Bicuspid	-7°	0°	.036	0.91		UNIV	017-583	0	017-683	0
	-7°	0°	.036	0.91	D	UL	017-585	0	017-685	0
	-7°	0°	.036	0.91	D	UR	017-584	0	017-684	0
	-7°	0°	.036	0.91	M	UL	-		017-747	
	-7°	0°	.036	0.91	M	UR	-		017-748	
Mandibular										
Anterior	0°	0°	.032	0.81		UNIV	017-603		017-703	
Cuspid	+7°	5°	.031	0.79		LL	017-579		017-679	
	+7°	5°	.031	0.79		LR	017-580		017-680	
	+7°	5°	.031	0.79	D	LL	017-581		017-681	
	+7°	5°	.031	0.79	D	LR	017-582		017-682	
	+7°	5°	.031	0.79	M	LL	017-611		-	
	+7°	5°	.031	0.79	M	LR	017-612		-	
First Bicuspid	-17°	0°	.039	0.99		UNIV	017-616	0	017-716	0
	-17°	0°	.039	0.99	D	LL	017-615	0	017-715	0
	-17°	0°	.039	0.99	D	LR	017-614	0	017-714	0
Second Bicuspid	-22°	0°	.033	0.84		UNIV	017-592	0	017-692	0
	-22°	0°	.033	0.84	D	LL	017-593	0	017-693	0
	-22°	0°	.033	0.84	D	LR	017-594	0	017-694	0
								Offset		Offset

Adding Prefix "3" is APC™ II Adhesive System – *Example: 3017-563*

Adding Prefix "5" is APC™ PLUS Adhesive System – *Example: 5017-563*

Note

3 APC™ II Brackets sold in units of five.	**5** APC™ PLUS Brackets sold in units of five.
*Solventum version of this prescription. No endorsement by the Doctor is implied.	Measurements are in millimeters unless otherwise noted.

Victory Series™ Brackets

Selection By Bench* Prescription

Maxillary	Torque	Ang.	In/Out in.	In/Out mm	Hook	L/R	.018 in.		.022 in.	
Central	+17°	5°	.040	1.02		UL	**017-595**		-	
	+17°	5°	.040	1.02		UR	**017-596**		-	
Lateral	+10°	8°	.049	1.24		UL	**017-777**		**017-877**	
	+10°	8°	.049	1.24		UR	**017-778**		**017-878**	
Cuspid	+7°	10°	.032	0.81	D	UL	**017-575**		**017-675**	
	+7°	10°	.032	0.81	D	UR	**017-576**		**017-676**	
Bicuspid	-7°	0°	.036	0.91		UNIV	**017-583**	0	**017-683**	0
	-7°	0°	.036	0.91	D	UL	**017-585**	0	**017-685**	0
	-7°	0°	.036	0.91	D	UR	**017-584**	0	**017-684**	0
	-7°	0°	.036	0.91	M	UL	-		**017-747**	
	-7°	0°	.036	0.91	M	UR	-		**017-748**	
Mandibular										
Anterior	-1°	0°	.058	1.47		UNIV	**017-419**		**017-519**	
Cuspid	+7°	5°	.031	0.79		LL	**017-579**		**017-679**	
	+7°	5°	.031	0.79		LR	**017-580**		**017-680**	
	+7°	5°	.031	0.79	D	LL	**017-581**		**017-681**	
	+7°	5°	.031	0.79	D	LR	**017-582**		**017-682**	
	+7°	5°	.031	0.79	M	LL	**017-611**		-	
	+7°	5°	.031	0.79	M	LR	**017-612**		-	
First Bicuspid	-11°	0°	.038	0.97		UNIV	**017-586**	0	**017-686**	0
	-11°	0°	.038	0.97	D	LL	**017-587**	0	**017-687**	0
	-11°	0°	.038	0.97	D	LR	**017-588**	0	**017-688**	0
Second Bicuspid	-22°	0°	.033	0.84		UNIV	**017-592**	0	**017-692**	0
	-22°	0°	.033	0.84	D	LL	**017-593**	0	**017-693**	0
	-22°	0°	.033	0.84	D	LR	**017-594**	0	**017-694**	0
								Offset		Offset

Adding Prefix "3" is APC™ II Adhesive System – *Example: 3017-595*

Adding Prefix "5" is APC™ PLUS Adhesive System – *Example: 5017-595*

Note

3 APC™ II Brackets sold in units of five.	**5** APC™ PLUS Brackets sold in units of five.
*Solventum version of this prescription. No endorsement by the Doctor is implied.	Measurements are in millimeters unless otherwise noted.

Victory Series™ Brackets

Selection By Level Anchorage™ Prescription

Maxillary	Torque	Ang.	In/Out in.	In/Out mm	Hook	L/R	.018 in.	Offset	.022 in.	Offset
Central	+14°	5°	.040	1.02		UL	**017-401**		**017-501**	
	+14°	5°	.040	1.02		UR	**017-402**		**017-502**	
Lateral Twin	+7°	8°	.049	1.24		UL	**017-403**		**017-503**	
	+7°	8°	.049	1.24		UR	**017-404**		**017-504**	
Lateral Single	+7°	8°	.049	1.24		UL	**017-437**		-	
	+7°	8°	.049	1.24		UR	**017-438**		-	
Bicuspid Single	-7°	0°	.036	0.91		UNIV	**017-415**		**017-515**	
	-7°	0°	.036	0.91	Hk	UNIV	-		**017-516**	
Mandibular										
Anterior Single	-1°	0°	.058	1.47		UNIV	**017-417**		**017-517***	
Cuspid Single	0°	6°	.040	1.02		LL	**017-761***		-	
	0°	6°	.040	1.02		LR	**017-762***		-	
First Bicuspid Single	-11°	-4°	.038	0.97		LL	**017-765***		-	
	-11°	-4°	.038	0.97		LR	**017-766***		-	
Second Bicuspid Single	-11°	-6°	.038	0.97		LL	**017-767***		-	
	-11°	-6°	.038	0.97		LR	**017-768***		-	

*Available Uncoated only.

Adding Prefix "3" is APC™ II Adhesive System – *Example: 3017-401*

Adding Prefix "5" is APC™ PLUS Adhesive System – *Example: 5017-401*

Victory Series Buccal Tubes Level Anchorage Prescription

	Torque	Offset	L/R	.018 in.	Base	.022 in.	Base
Upper 1ST	-10°	14°	L	**068-817**	1	**068-917**	
	-10°	14°	R	**068-818**	2	**068-918**	
Upper 2ND	-10°	10°	L	**067-831**	1	**067-931**	1
	-10°	10°	R	**067-832**	2	**067-932**	2
Lower 1ST	-25°	7°	L	**067-803**	3	**067-903**	3
	-25°	7°	R	**067-804**	4	**067-904**	4
Lower 2ND	-25°	6°	L	**067-837**	3	**067-937**	3
	-25°	-6°	R	**067-838**	4	**067-938**	4

Adding Prefix "3" is APC™ II Adhesive System – *Example: 3068-817*

Adding Prefix "5" is APC™ PLUS Adhesive System – *Example: 5068-817*

Note

3 Appliance is available with APC™ II Adhesive Coated Appliance System.	**5** Appliance is available with APC™ PLUS Adhesive Coated Appliance System with color change adhesive.
APC™ II Brackets sold in units of five. APC™ PLUS Brackets sold in units of five.	APC™ II Buccal Tubes sold in units of five. APC™ PLUS Buccal Tubes sold in units of four. Non-coated Buccal Tubes sold individually.
Measurements are in millimeters unless otherwise noted.	**1 2 3 4** Buccal Tube is available with a bondable base.
For detailed buccal tube information see the Buccal Tubes section.	

Victory Series™ Brackets

Case Kits

Victory Series™ Twin MBT™ Versatile+ Appliance System Brackets One Case Kits

	Type	Hook	.018 in.	.022 in.
U/L	5 x 5		-	**017-551***
U/L	5 x 5	Cuspid	**017-452**	**017-552**

Adding Prefix "3" is APC™ II Adhesive System – *Example: 3017-451*

Adding Prefix "5" is APC™ PLUS Adhesive System – *Example: 5017-451*

**Not available with APC™ PLUS Adhesive.

Victory Series™ Brackets Roth* Prescription One Case Kits

	Type	Hook	.018 in.	.022 in.
U/L	5 x 5	Cuspid	**017-447**	**017-547**
U/L	5 x 5	Cuspid/Bicuspid	**017-448**	**017-548**

Adding Prefix "3" is APC™ II Adhesive System – *Example: 3017-447*

Adding Prefix "5" is APC™ PLUS Adhesive System – *Example: 5017-447*

Victory Series™ Twin Brackets Alexander* Prescription One Case Kits

	Type	Hook	.018 in.	.022 in.
U/L	5 x 5	Lateral	**017-460**	-

Note

*Solventum version of this prescription.
No endorsement by the Doctor is implied.

Victory Series™ V-Slot Brackets

Full contoured mesh base provides precision placement and consistent bonds.

The low profile torque-in-base design achieves level slot line-up and easy bracket placement.

Chamfered .018 x .018 V-slot allows easy insertion and removal of various auxiliaries to aid tooth alignment.

Victory Series Vertical Slot brackets deliver all the advantages of Victory Series brackets, along with the added benefits of vertical slot mechanics.

Our Victory Series V-Slot system was designed with you and your patient in mind. Chamfered vertical slots allow for easy insertion and removal of various auxiliaries. Optional bicuspid brackets with gingival offsets provide increased bond strength. The integral ball hooks on cuspids and bicuspids allow for simultaneous use of auxiliaries.

The low bracket profile with domed tie-wings provides greater patient comfort with easy ligation and enhanced mini metal esthetics. As with all Victory Series bracket systems, our color coded quadrant identification and APC™ Adhesive Coating System makes bracket selection user-friendly for both you and your staff. Victory Series Vertical Slot brackets: Solventum Innovation working for you.

Victory Series™ V-Slot Brackets available with:

APC™ II Adhesive
Also available with APC™ Plus Adhesive pre-coating.

Victory Series™ V-Slot Brackets

Maxillary	Torque	Ang.	In/Out in.	In/Out mm	Hook	L/R	.018 in.		.022 in.	
Central	+14°	5°	.048	1.22		UL	017-815		017-915	
	+14°	5°	.048	1.22		UR	017-814		017-914	
Lateral	+7°	8°	.057	1.45		UL	017-817		017-917	
	+7°	8°	.057	1.45		UR	017-816		017-916	
Cuspid	-3°	10°	.042	1.07		UL	017-819		017-919**	
	-3°	10°	.042	1.07		UR	017-818		017-918**	
	-3°	10°	.042	1.07	D	UL	017-823		017-923	
	-3°	10°	.042	1.07	D	UR	017-824		017-924	
Bicuspid	-7°	0°	.043	1.09		UNIV	017-820	0*	017-920	0
	-7°	0°	.043	1.09	D	UL	017-821	0	017-921	
	-7°	0°	.043	1.09	D	UR	017-822	0	017-922	
	-7°	0°	.043	1.09		UNIV	7017-820		7017-920	
Mandibular										
Anterior	-1°	0°	.064	1.63		UNIV	017-825		017-925	
Cuspid	-7°	6°	.041	1.04		LL	017-827**		017-927	
	-7°	6°	.041	1.04		LR	017-826**		017-926	
	-7°	6°	.041	1.04	D	LL	017-831		017-931	
	-7°	6°	.041	1.04	D	LR	017-830		017-930	
First Bicuspid	-17°	0°	.044	1.12		UNIV	017-828	0	017-928	0
	-17°	0°	.044	1.12	D	LL	-		017-933	
	-17°	0°	.044	1.12	D	LR	-		017-932	
	-17°	0°	.044	1.12		UNIV	7017-828		-	
Second Bicuspid	-22°	0°	.047	1.19		UNIV	017-829	0	017-929	0
	-22°	0°	.047	1.19		UNIV	7017-829		7017-929	
	-22°	0°	.047	1.19	D	LR	017-834		017-934	
	-22°	0°	.047	1.19	D	LL	017-835		017-935	
								Offset		Offset

*Available Uncoated only.
**Available Uncoated and with APC™ II Adhesive only.

Adding Prefix "3" is APC™ II Adhesive System – *Example: 3017-815*

Adding Prefix "5" is APC™ PLUS Adhesive System – *Example: 5017-815*

Victory Series™ V-Slot Brackets Roth* One Case Kits

	Type	Hook	.022 in.
U/L	5 x 5	Cuspid	017-557*
U/L	5 x 5	Cuspid/Bicuspid	017-558*

Adding Prefix "3" is APC™ II Adhesive System – *Example: 3017-557*

*Available Uncoated and with APC™ II Adhesive only.

Note

3 APC™ II Brackets sold in units of five.	**5** APC™ PLUS Brackets sold in units of five.
Measurements are in millimeters unless otherwise noted.	If part number is preceded with "7" prefix, available welded to bicuspid bands.
*Solventum version of this prescription. No endorsement by the Doctor is implied.	

Miniature Twin Metal Brackets

A micro-etched base features strength comparable to mesh.

Ample under tie-wing area means smoother and more secure ligation.

Torque-in-base design with compound base contour.

Miniature Twin Brackets provide all the proven clinical characteristics of full size twin brackets, in a smaller size for greater comfort and improved esthetics. Manufactured from sturdy 17-4 stainless steel, metal injection molded Miniature Twin brackets incorporate a micro-etched base for bond strength equivalent to mesh. Also featured are easy-to-read permanent I.D. marks plus new tie-wing ink marks. In addition, Miniature Twin brackets include a smooth, bi-directional hook for superior elastic engagement. Backed by Solventum, the leader in orthodontic brackets and appliances for more than 70 years, Miniature Twin brackets promise outstanding performance for patients and practitioners alike.

Miniature Twin Metal Brackets available with:

APC™ II Adhesive
Also available with APC™ Plus Adhesive pre-coating.

Miniature Twin Metal Brackets

Selection By MBT™ Versatile+ Appliance System

Maxillary	Torque	Ang.	In/Out in.	In/Out mm	Hook	D/R	L/R	.018 in.	.022 in.
Central	+17°	+4°	.031	0.79			L	**020-601**	**020-701**
	+17°	+4°	.031	0.79			R	**020-602**	**020-702**
Lateral	+8°	+8°	.044	1.12			L	**020-603**	**020-703**
	+8°	+8°	.044	1.12			R	**020-604**	**020-704**
Cuspid	0°	+8°	.026	0.66	D/Hk		L	**020-605**	**020-705**
	0°	+8°	.026	0.66	D/Hk		R	**020-606**	**020-706**
Bicuspid	-7°	+0°	.028	0.71	D/Hk		L	**020-607**	**020-707**
	-7°	+0°	028	0.71	D/Hk		R	**020-608**	**020-708**
Mandibular									
Anterior	-6°	0°	.044	1.12			L/R	**020-609**	**020-709**
Cuspid	0°	+3°	.018	0.46	D/Hk	6°	L	**020-610**	**020-710**
	0°	+3°	.018	0.46	D/Hk	6°	R	**020-611**	**020-711**
First Bicuspid	-12°	+2°	.030	0.76	D/Hk		L	**020-612**	**020-712**
	-12°	+2°	.030	0.76	D/Hk		R	**020-613**	**020-713**
Second Bicuspid	-17°	+2°	.029	0.74	D/Hk		L	**020-614**	**020-714**
	-17°	+2°	.029	0.74	D/Hk		R	**020-615**	**020-715**
								Offset	Offset

Miniature Twin MBT Versatile+ Appliance System Brackets One Case Kits

	Type	Hook	.018 in.	.022 in.
U/L	5 x 5	Cuspid/Bicuspid	**020-201**	**020-202**
U/L	3 x 3	Cuspid	**020-203**	**020-204**

Note

Measurements are in millimeters unless otherwise noted.

Miniature Twin Metal Brackets

Selection By Roth* Prescription

Maxillary	Torque	Ang.	In/Out in.	In/Out mm	M/D Width	Hook	L/R	D/R	.018 in.	.022 in.
Central	+12°	+5°	.031	0.79	3.5		L		**017-201**	**017-301**
	+12°	+5°	.031	0.79	3.5		R		**017-202**	**017-302**
Lateral	+8°	+9°	.044	1.12	3.0		L		**017-203**	**017-303**
	+8°	+9°	.044	1.12	3.0		R		**017-204**	**017-304**
Cuspid	0°	+11°	.026	0.66	3.5		L		**017-205**	**017-305**
	0°	+11°	.026	0.66	3.5		R		**017-206**	**017-306**
	0°	+11°	.026	0.66	3.5	D/Hk	L		**017-207**	**017-307**
	0°	+11°	.026	0.66	3.5	D/Hk	R		**017-208**	**017-308**
Bicuspid	-7°	0°	.028	0.71	3.0		UNIV		**017-209**	**017-309**
	-7°	0°	.028	0.71	3.0		UNIV		**7017-209**	**7017-309**
	-7°	0°	.028	0.71	3.0	D/Hk	L		**017-211**	**017-311**
	-7°	0°	.028	0.71	3.0	D/Hk	L		**7017-211**	**7017-311**
	-7°	0°	.028	0.71	3.0	D/Hk	R		**017-212**	**017-312**
	-7°	0°	.028	0.71	3.0	D/Hk	R		**7017-212**	**7017-312**
Mandibular										
Anterior	-1°	0°	.044	1.12	2.4		L		**017-213**	**017-313**
Cuspid	-11°	+5°	.018	0.46	3.0	D/Hk	L	6°	**017-379**	**017-479**
	-11°	+5°	.018	0.46	3.0	D/Hk	R	6°	**017-380**	**017-480**
	-11°	+5°	.028	0.71	3.0		L		**017-215**	**017-315**
	-11°	+5°	.028	0.71	3.0		R		**017-216**	**017-316**
	-11°	+5°	.028	0.71	3.0	D/Hk	L		**017-217**	**017-317**
	-11°	+5°	.028	0.71	3.0	D/Hk	R		**017-218**	**017-318**
First Bicuspid	-17°	0°	.030	0.76	3.0		UNIV		**017-219**	**017-319**
	-17°	0°	.030	0.76	3.0		UNIV		**7017-219**	**7017-319**
	-17°	0°	.030	0.76	3.0	Hk	L		**017-221**	**017-321**
	-17°	0°	.030	0.76	3.0	D/Hk	L		**7017-221**	**7017-321**
	-17°	0°	.030	0.76	3.0	Hk	R		**017-222**	**017-322**
	-17°	0°	.030	0.76	3.0	D/Hk	R		**7017-222**	**7017-322**
Second Bicuspid	-22°	0°	.029	0.74	3.0		UNIV		**017-220**	**017-320**
	-22°	0°	.029	0.74	3.0		UNIV		**7017-220**	**7017-320**
	-22°	0°	.029	0.74	3.0	D/Hk	L		**017-223**	**017-323**
	-22°	0°	.029	0.74	3.0	D/Hk	L		**7017-223**	**7017-323**
	-22°	0°	.029	0.74	3.0	D/Hk	R		**017-224**	**017-324**
	-22°	0°	.029	0.74	3.0	D/Hk	R		**7017-224**	**7017-324**
									Offset	**Offset**

Note

3 APC™ II Brackets sold in units of five.	**5** APC™ PLUS Brackets sold in units of five.
*Solventum version of this prescription. No endorsement by the Doctor is implied.	Measurements are in millimeters unless otherwise noted.
Roth* Prescription Brackets pictured in most cases.	If part number is preceded with "7" prefix, available welded to bicuspid bands.

Adding Prefix "3" is APC™ II Adhesive System – *Example: 3017-201*

Adding Prefix "5" is APC™ PLUS Adhesive System – *Example: 5017-201*

Miniature Twin Metal Brackets

Miniature Twin Brackets Roth* Prescription One Case Kits

	Type	Hook	.018 in.	.022 in.
U/L	5 x 5	Cuspid/Bicuspid	**017-102**	**017-104**
U/L	5 x 5	Cuspid	**017-112**	**017-114**

Adding Prefix "3" is APC™ II Adhesive System – *Example: 3017-102*

Adding Prefix "5" is APC™ PLUS Adhesive System – *Example: 5017-102*

Note

*Solventum version of this prescription. No endorsement by the Doctor is implied.

Miniature Twin V-Slot Metal Brackets



Miniature Twin Vertical Slot Brackets have all the features you've come to expect in a twin bracket—and more. They're smaller, for greater comfort and improved esthetics.

And their metal injection molded, one-piece construction features a micro-etched base which provides bond strength comparable to mesh, and lower friction than machined brackets.

Also featured are easy-to-read, permanent I.D. marks plus new tie-wing ink marks.

A vertical scribe line facilitates more accurate placement, and the vertical slot adds treatment flexibility.

Vertical Slot (.020 x .020) accommodates a variety of auxiliaries, including a removable hook pin, which can be added when needed—or not, your choice. Miniature Twin Vertical Slot Brackets deliver outstanding performance for both patients and practitioners.

Removable Hook Pin

Removable hook pin auxiliary for elastics.

461-140 100/pk

Miniature Twin V-Slot Metal Brackets

Selection By Roth* Prescription

Maxillary	Torque	Ang.	In/Out in.	In/Out mm	M/D Width	Hook	L/R	.018 in.	.022 in.
Central	+12°	+5°	.053	1.35	3.5		L	**017-231**	**017-331**
	+12°	+5°	.053	1.35	3.5		R	**017-232**	**017-332**
Lateral	+8°	+9°	.062	1.57	3.0		L	**017-233**	**017-333**
	+8°	+9°	.062	1.57	3.0		R	**017-234**	**017-334**
Cuspid	0°	+11°	.046	1.17	3.5		L	**017-237**	**017-337**
	0°	+11°	.046	1.17	3.5		R	**017-238**	**017-338**
	0°	+11°	.046	1.22	3.5	D	L	**017-389**	**017-489**
	0°	+11°	.046	1.22	3.5	D	R	**017-390**	**017-490**
Bicuspid	-7°	0°	.045	1.14	3.0		UNIV	**017-239**	**017-339**
Mandibular									
Anterior	-1°	0°	.063	1.60	2.4		UNIV	**017-240**	**017-340**
Cuspid	-11°	+5°	.048	1.22	3.0		L	**017-241**	**017-341**
	-11°	+5°	.048	1.22	3.0		R	**017-242**	**017-342**
	-11°	+5°	.048	1.22	3.0	D	L	**017-391**	**017-491**
	-11°	+5°	.048	1.22	3.0	D	R	**017-392**	**017-492**
First Bicuspid	-17°	0°	.050	1.27	3.0		UNIV	**017-243**	**017-343**
Second Bicuspid	-22°	0°	.049	1.24	3.0		UNIV	**017-244**	**017-344**
								Offset	Offset

Adding Prefix "3" is APC™ II Adhesive System – *Example: 3017-231*

Adding Prefix "5" is APC™ PLUS Adhesive System – *Example: 5017-231*

Miniature Twin V-Slot Brackets Roth* Prescription One Case Kits

	Type	Hook	.018 in.	.022 in.
U/L	5 x 5	Cuspid	-	**017-134**

Adding Prefix "3" is APC™ II Adhesive System – *Example: 3017-120*

Adding Prefix "5" is APC™ PLUS Adhesive System – *Example: 5017-120*

Note

3 APC™ II Brackets sold in units of five.	**5** APC™ PLUS Brackets sold in units of five.
*Solventum version of this prescription. No endorsement by the Doctor is implied.	Measurements are in millimeters unless otherwise noted.

Miniature Twin V-Slot Metal Brackets

Selection By Standard Edgewise Prescription

			In/Out		M/D				
Maxillary	**Torque**	**Ang.**	**in.**	**mm**	**Width**	**Hook**	**L/R**	**.018 in.**	**.022 in.**
Central	0°	0°	.047	1.19	3.5		UNIV	**017-250***	**017-350***
Lateral	0°	0°	.045	1.14	3.0		UNIV	**017-251***	**017-351***
Cuspid/Bi	0°	0°	.045	1.14	3.0		UNIV	**017-249**	**017-349**
Mandibular									
Anterior	0°	0°	.045	1.14	2.4		UNIV	**017-252**	**017-352**
Cuspid/Bi	0°	0°	.045	1.14	3.0		UNIV	**017-249**	**017-349**

*Available Uncoated only.

Note

3 APC™ II Brackets sold in units of five.	**5** APC™ PLUS Brackets sold in units of five.
Measurements are in millimeters unless otherwise noted.	

Victory Series™ Superior Fit Buccal Tubes **5.2**

Victory Series™ Buccal Tubes **5.4**

Victory Series™ Molar Bonding Bases **5.5**

Victory Series™ First Molar Buccal Tubes **5.6**

Victory Series™ Second Molar Buccal Tubes **5.13**

Victory Series™ Second Molar Mini Tubes **5.15**

Victory Series™ 2nd Bicuspid Tubes **5.15**

Wire Buccal Tubes **5.16**

Victory Series™ Superior Fit Buccal Tubes

Refer to Section 1
Clarity™ Digital Bonding

Superior fit.
Outstanding comfort
Low profile tubes.

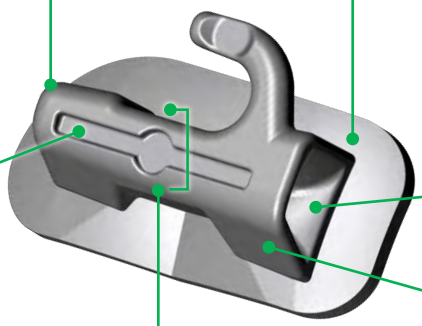

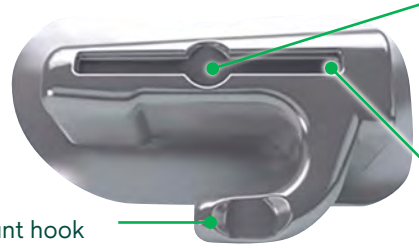



Victory Series Superior Fit Buccal Tubes available with:

APC™ Flash-Free Adhesive
Also available with APC™ II Adhesive pre-coating.

MBT™ Versatile+ Appliance System

Victory Series™ Superior Fit Buccal Tubes

Designed with extensive user input, Victory Series Superior Fit Buccal Tubes take advantage of modern computer design tools to offer performance enhancements you can both see and feel when you place them.

Well thought-out features improve gripping, handling and visual cues during placement. A large compound-contour base results in improved ease of tube positioning. Inside, Victory Series Superior Fit Buccal Tubes feature an exclusive "contoured funnel" design for easy wire insertion, designed to eliminate sharp corners and edges that contribute to binding and notching of the archwire. A low profile flush-mount hook and sleek tapered body add to patient comfort, and available APC™ Adhesive pre-coating make Victory Series Superior Fit Buccal Tubes an ideal choice.

MBT™ System Prescription

Upper			Tube Length		0.018 in.		0.022 in.	
Tooth	**Type**	**T/O**	**inches**	**mm**	**L**	**R**	**L**	**R**
1st Molar	Single Convertible	-14T/10°	.170	4.3	**069-5303**	**069-5314**	**069-6303**	**069-6314**
1st Molar	Single Non-Convertible	-14T/10°	.187	4.7	**069-5103**	**069-5114**	**069-6103**	**069-6114**
1st Molar	Double Convertible	-14T/10°	.170	4.3	**069-5153**	**069-5164**	**069-6153**	**069-6164**
2nd Molar	Single Non-Convertible	-14T/10°	.147	3.7	**069-3103**	**069-3114**	**069-4103**	**069-4114**
Lower			**Tube Length**		**0.018 in.**		**0.022 in.**	
Tooth	**Type**	**T/O**	**inches**	**mm**	**L**	**R**	**L**	**R**
1st Molar	Single Convertible	-20T/0°	.170	4.3	**069-5403**	**069-5414**	**069-6403**	**069-6414**
1st Molar	Single Non-Convertible	-20T/0°	.187	4.7	**069-5203**	**069-5214**	**069-6203**	**069-6214**
1st Molar	Double Convertible	-20T/0°	.170	4.3	**069-5253**	**069-5264**	**069-6253**	**069-6264**
2nd Molar	Single Non-Convertible	-15T/0°	.147	3.7	**069-3203**	**069-3214**	**069-4203**	**069-4214**

Adding Prefix "4" is APC™ Flash-Free Adhesive System – *Example: 4069-5303*

Adding Prefix "3" is APC™ II Adhesive System – *Example: 3069-5303*

Check with Solventum for availability of APC™ Adhesive Coating.

Roth* Prescription

Upper			Tube Length		0.018 in.		0.022 in.	
Tooth	**Type**	**T/O**	**inches**	**mm**	**L**	**R**	**L**	**R**
1st Molar	Single Convertible	-10T/7°	.170	4.3	**069-5313**	**069-5324**	**069-6313**	**069-6324**
1st Molar	Single Non-Convertible	-10T/7°	.187	4.7	**069-5113**	**069-5124**	**069-6113**	**069-6124**
1st Molar	Double Convertible	-10T/7°	.170	4.3	**069-5163**	**069-5174**	**069-6163**	**069-6174**
2nd Molar	Single Non-Convertible	-10T/6°	.147	3.7	**069-3113**	**069-3124**	**069-4113**	**069-4124**
Lower			**Tube Length**		**0.018 in.**		**0.022 in.**	
Tooth	**Type**	**T/O**	**inches**	**mm**	**L**	**R**	**L**	**R**
1st Molar	Single Convertible	-25T/6°	.170	4.3	**069-5413**	**069-5424**	**069-6413**	**069-6424**
1st Molar	Single Non-Convertible	-25T/6°	.187	4.7	**069-5213**	**069-5224**	**069-6213**	**069-6224**
1st Molar	Double Convertible	-25T/6°	.170	4.3	**069-5263**	**069-5274**	**069-6263**	**069-6274**
2nd Molar	Single Non-Convertible	-30T/6°	.147	3.7	**069-3213**	**069-3224**	**069-4213**	**069-4224**

Adding Prefix "4" is APC™ Flash-Free Adhesive System – *Example: 4069-5113*

Adding Prefix "3" is APC™ II Adhesive System – *Example: 3069-5113*

*Solventum version of this prescription. No endorsement by the Doctor is implied.

Check with Solventum on local availability.

Victory Series™ Buccal Tubes

Our compact, technically advanced Victory Series Buccal Tubes include a trouble-free integral convertible cap that converts easily and consistently, every time. All you have to do is lift and peel. This exclusive cap also offers solid, one piece construction, eliminating the possibility of braze or solder materials that can leave a residue in the archwire slot.

Victory Series Buccal Tubes are designed with funneled and radiused entries on both the headgear tube and archwire slot, resulting in easy archwire insertion. Smooth, patient-friendly hooks improve comfort for your patients. You'll also appreciate the strong construction, low-profile design and distal notch that secures tie backs. Increasing patient comfort and providing you with a well-designed, reliable and predictable orthodontic solution.

Victory Series™ Molar Bonding Bases

Now you can achieve a stronger, more consistent bond in every case with the Victory Series Molar Bonding Base. Look closely at its profile and you'll see a curved anatomical design for optimal tube-to-tooth fit and a buccal indent that naturally conforms to the surface of the molar, making it easier to correctly position the buccal tube in place.

The micro-etched 80 gauge mesh, along with the buccal indent and the correct anatomical fit, are designed for increased bond strength. The buccal indent assists in more accurate tube positioning; a key advantage that can eliminate time-consuming archwire adjustments. And with the Victory Series Molar Bonding base, you'll never have to worry about having to use tooth separators for band placement.

For added convenience, two different sizes accommodate a wide array of buccal attachments.

Victory Series Molar Bonding Bases available with:

APC™ II Adhesive
Also available with APC™ PLUS Adhesive pre-coating.

MBT™ Versatile+ Appliance System

Victory Series™ First Molar Buccal Tubes

Upper Convertible Double Combination

Compatible with:

Forsus™ Fatigue Resistant Device EZ2 Module

Slot Torque Arch		Distal Offset	Headgear	Length	L/R	.018 Slot	.022 Slot
0°		0°	.045	3.6 mm	UL	068-841	068-941
0°		0°	.045	3.6 mm	UR	068-842	068-942
0°		0°	.051	3.6 mm	UL	068-843	068-943
0°		0°	.051	3.6 mm	UR	068-844	068-944
0°		7°	.045	4.3 mm	UL	068-801	068-901
0°		7°	.045	4.3 mm	UR	068-802	068-902
0°		7°	.051	4.3 mm	UL	068-803	068-903
0°		7°	.051	4.3 mm	UR	068-804	068-904
0°		7°	.045	3.6 mm	UL	068-875	068-975
0°		7°	.045	3.6 mm	UR	068-874	068-974
-10°		7°	.045	4.3 mm	UL	068-805	068-905
-10°		7°	.045	4.3 mm	UR	068-806	068-906
-10°		7°	.051	4.3 mm	UL	068-807	068-907
-10°		7°	.051	4.3 mm	UR	068-808	068-908
-10°		7°	.045	3.6 mm	UL	068-871	068-971
-10°		7°	.045	3.6 mm	UR	068-870	068-970
-10°		7°	.051	3.6 mm	UL	068-873	068-973
-10°		7°	.051	3.6 mm	UR	068-872	068-972
-10°		14°	.045	4.3 mm	UL	068-809	068-909
-10°		14°	.045	4.3 mm	UR	068-810	068-910
-10°		14°	.051	4.3 mm	UL	068-811	068-911
-10°		14°	.051	4.3 mm	UR	068-812	068-912
-10°		14°	.045	3.6 mm	UL	068-879	068-979
-10°		14°	.045	3.6 mm	UR	068-878	068-978

Upper Convertible Double Combination - MBT™ Versatile+ Appliance System

Compatible with:

Forsus™ Fatigue Resistant Device EZ2 Module

Slot Torque Arch		Distal Offset	Headgear	Length	L/R	.018 Slot	.022 Slot	
-14°		10°	.045	4.6 mm	UL	068-893	068-993	MBT™
-14°		10°	.045	4.6 mm	UR	068-894	068-994	MBT™
-14°		10°	.051	4.6 mm	UL	068-895	068-995	MBT™
-14°		10°	.051	4.6 mm	UR	068-896	068-996	MBT™

Victory Series™ First Molar Buccal Tubes

Upper Convertible Double Combination With Gingival Headgear Tube

Slot Torque Arch		Distal Offset	Headgear	Length	L/R	.018 Slot	.022 Slot	
-10°		7°	.045	4.3 mm	UL	**068-821**	**068-921**	
-10°		7°	.045	4.3 mm	UR	**068-822**	**068-922**	
-14°		10°	.045	4.3 mm	UL	**068-885**	**068-985**	MBT™
-14°		10°	.045	4.3 mm	UR	**068-886**	**068-986**	MBT™
-14°		10°	.051	4.3 mm	UL	**068-887**	**068-987**	MBT™
-14°		10°	.051	4.3 mm	UR	**068-888**	**068-988**	MBT™

Upper Convertible Double

Slot Torque Arch	Aux	Distal Offset	Length	L/R	.018 Slot		.022 Slot	
0°	0°	0°	3.6 mm	UL	**068-849**	**1**	**068-949**	**1**
0°	0°	0°	3.6 mm	UR	**068-850**	**2**	**068-950**	**2**
-10°	0°	7°	3.6 mm	UL	**068-851**	**1**	**068-951**	**1**
-10°	0°	7°	3.6 mm	UR	**068-852**	**2**	**068-952**	**2**
						Base		Base

Adding Prefix "3" is APC™ II Adhesive System – *Example: 3068-849*

Adding Prefix "5" is APC™ PLUS Adhesive System – *Example: 5068-849*

Upper Convertible Double Differentiated Slot

Slot Torque Arch	Aux	Distal Offset	Main	Aux	Length	L/R	.018 Slot	.022 Slot
0°	0°	0°	.022	.018	3.6 mm	UL/LR	-	**068-953**
0°	0°	0°	.022	.018	3.6 mm	UR/LL	-	**068-954**

Note

3 Use this prefix to order APC™ II Adhesive Coated Appliance System.	**5** Use this prefix to order APC™ PLUS Adhesive Coated Appliance System with color change adhesive.	
APC™ II Buccal Tubes sold in units of five. APC™ PLUS Buccal Tubes sold in units of four. Non-Coated Buccal Tubes sold individually.	Measurements are in millimeters unless otherwise noted.	**1 2 3 4** Buccal Tube is available with a bondable base.

Victory Series™ First Molar Buccal Tubes

Upper Convertible Triple Combination - Occlusal Headgear

Compatible with:

Forsus™ Fatigue Resistant Device EZ2 Module

Slot Torque Arch	Slot Torque Aux	Distal Offset	Headgear	Length	L/R	.018 Slot	.022 Slot	
0°	0°	0°	.045	3.6 mm	UL	**068-845**	**068-945**	
0°	0°	0°	.045	3.6 mm	UR	**068-846**	**068-946**	
0°	0°	0°	.051	3.6 mm	UL	**068-847**	**068-947**	
0°	0°	0°	.051	3.6 mm	UR	**068-848**	**068-948**	
0°	0°	15°	.045	4.0 mm	UL	**068-825**	-	
0°	0°	15°	.045	4.0 mm	UR	**068-826**	-	
-10°	0°	7°	.045	3.6 mm	UL	**068-813**	**068-913**	
-10°	0°	7°	.045	3.6 mm	UR	**068-814**	**068-914**	
-10°	0°	7°	.051	3.6 mm	UL	**068-815**	**068-915**	
-10°	0°	7°	.051	3.6 mm	UR	**068-816**	**068-916**	
-10°	0°	14°	.045	3.6 mm	UL	**068-817**	**068-917**	
-10°	0°	14°	.045	3.6 mm	UR	**068-818**	**068-918**	
-10°	0°	14°	.051	3.6 mm	UL	**068-819**	**068-919**	
-10°	0°	14°	.051	3.6 mm	UR	**068-820**	**068-920**	
-14°	0°	10°	.045	4.3 mm	UL	**068-889**	**068-989**	**MBT™**
-14°	0°	10°	.045	4.3 mm	UR	**068-890**	**068-990**	**MBT™**
-14°	0°	10°	.051	4.3 mm	UL	**068-891**	**068-991**	**MBT™**
-14°	0°	10°	.051	4.3 mm	UR	**068-892**	**068-992**	**MBT™**

Upper Convertible Triple Combination Differentiated Slot

Compatible with:

Forsus™ Fatigue Resistant Device EZ2 Module

Slot Torque Arch	Slot Torque Aux	Distal Offset	Headgear	Main	Aux	Length	L/R	.018 Slot	.022 Slot
-10°	0°	14°	.045	.018	.022	3.6 mm	UL	**068-853**	-
-10°	0°	14°	.045	.018	.022	3.6 mm	UR	**068-854**	-
-10°	0°	7°	.045	.022	.018	3.6 mm	UL	-	**068-959**
-10°	0°	7°	.045	.022	.018	3.6 mm	UR	-	**068-960**
0°	0°	0°	.045	.022	.018	3.6 mm	UL	-	**068-957**
0°	0°	0°	.045	.022	.018	3.6 mm	UR	-	**068-958**

Victory Series™ First Molar Buccal Tubes

Upper Convertible Single

Slot Torque Arch	Distal Offset	Length	L/R	.018 Slot			.022 Slot		
0°	0°	3.6 mm	UL	067-808	1		067-908	1	
0°	0°	3.6 mm	UR	067-807	2		067-907	2	
0°	6°	3.6 mm	UL	067-810	1		067-910	1	
0°	6°	3.6 mm	UR	067-809	2		067-909	2	
-10°	7°	4.3 mm	UL	068-823	1	8	068-923	1	8
-10°	7°	4.3 mm	UR	068-824	2	8	068-924	2	8
					Base	Jumbo Base		Base	Jumbo Base

Adding Prefix "3" is APC™ II Adhesive System – *Example: 3067-808*

Adding Prefix "5" is APC™ PLUS Adhesive System – *Example: 5067-808*

Upper Convertible Single - MBT™ Versatile+ Appliance System

Slot Torque Arch	Distal Offset	Length	L/R	.018 Slot			.022 Slot			
-14°	10°	4.0 mm	UL	068-897	1	8	068-997	1	8	MBT™
-14°	10°	4.0 mm	UR	068-898	2	8	068-998	2	8	MBT™
					Base	Jumbo Base		Base	Jumbo Base	

Adding Prefix "3" is APC™ II Adhesive System – *Example: 3068-897*

Adding Prefix "5" is APC™ PLUS Adhesive System – *Example: 5068-897*

Upper 1ST Non-Convertible Single - Funneled

Slot Torque Arch	Distal Offset	Length	L/R	.018 Slot			.022 Slot			
-14°	10°	4.6 mm	UL	067-879	1	8	067-979	1	8	MBT™
-14°	10°	4.6 mm	UR	067-878	2	8	067-978	2	8	MBT™
					Base	Jumbo Base		Base	Jumbo Base	

Adding Prefix "3" is APC™ II Adhesive System – *Example: 3067-879*

Adding Prefix "5" is APC™ PLUS Adhesive System – *Example: 5067-879*

Note

3 Use this prefix to order APC™ II Adhesive Coated Appliance System.	**5** Use this prefix to order APC™ PLUS Adhesive Coated Appliance System with color change adhesive.
APC™ II Buccal Tubes sold in units of five. APC™ PLUS Buccal Tubes sold in units of four. Non-Coated Buccal Tubes sold individually.	Measurements are in millimeters unless otherwise noted.
1 2 3 4 Buccal Tube is available with a bondable base.	**8** Use this prefix to order the large contoured Jumbo Base.

Victory Series™ First Molar Buccal Tubes

Upper Non-Convertible Double Combination

Slot Torque Arch		Distal Offset	Headgear	Length	L/R	.018 Slot	.022 Slot
0°		0°	.045	5.1 mm	UL	068-861	068-961
0°		0°	.045	5.1 mm	UR	068-862	068-962
0°		0°	.051	5.1 mm	UL	068-863	068-963
0°		0°	.051	5.1 mm	UR	068-864	068-964
0°		6°	.045	5.1 mm	UL	-	068-965
0°		6°	.045	5.1 mm	UR	-	068-966
0°		6°	.051	5.1 mm	UL	068-867	068-967
0°		6°	.051	5.1 mm	UR	068-868	068-968

Upper Non-Convertible Triple Combination

Compatible with:

Forsus™ Fatigue Resistant Device EZ2 Module

Slot Torque Arch	Aux	Distal Offset	Headgear	Hook	Length	L/R	.018 Slot	.022 Slot	
0°	0°	0°	.045	CTR	4.3 mm	UNIV	068-882	068-982	*
0°	0°	0°	.051	CTR	4.3 mm	UNIV	068-883	068-983	*
0°	0°	0°	.045	MES	4.3 mm	UL	068-601	-	**
0°	0°	0°	.045	MES	4.3 mm	UR	068-602	-	**

Lower Convertible Single

Slot Torque Arch		Distal Offset	Length	L/R	.018 Slot			.022 Slot		
						Base	Jumbo Base		Base	Jumbo Base
0°		0°	3.6 mm	LL	067-807	3		067-907	3	
0°		0°	3.6 mm	LR	067-808	4		067-908	4	
0°		6°	3.6 mm	LL	067-809	3		067-909	3	
0°		6°	3.6 mm	LR	067-810	4		067-910	4	
-10°		0°	4.3 mm	LR	067-813	4		067-913	4	
-10°		0°	4.3 mm	LL	067-814	3		067-914	3	
-25°		6°	3.6 mm	LL	067-851	3		067-951	3	
-25°		6°	3.6 mm	LR	067-850	4		067-950	4	
-25°		6°	4.3 mm	LL	067-801	3		067-901	3	
-25°		6°	4.3 mm	LR	067-802	4		067-902	4	
-20°		0°	4.3 mm	LL	067-819	3	8	067-919	3	8
-20°		0°	4.3 mm	LR	067-820	4	8	067-920	4	8
-25°		0°	4.3 mm	LL	067-817	3		067-917	3	
-25°		0°	4.3 mm	LR	067-818	4		067-918	4	

MBT™
MBT™

Adding Prefix "3" is APC™ II Adhesive System – *Example: 3067-807*

Adding Prefix "5" is APC™ PLUS Adhesive System – *Example: 5067-807*

Victory Series™ First Molar Buccal Tubes

Lower 1ST Convertible Single Low Profile

Slot Torque Arch	Slot Torque	Distal Offset	Length	L/R	.018 Slot			.022 Slot			
-20°		0°	4.3 mm	LL	067-520	3	8	067-620	3	8	MBT™
-20°		0°	4.3 mm	LR	067-521	4	8	067-621	4	8	MBT™
						Base	Jumbo Base		Base	Jumbo Base	

Adding Prefix "3" is APC™ II Adhesive System – *Example: 3067-520*

Adding Prefix "5" is APC™ PLUS Adhesive System – *Example: 5067-520*

Lower 1ST Non-Convertible Single - Funneled

Slot Torque Arch	Slot Torque	Distal Offset	Length	L/R	.018 Slot			.022 Slot			
-20°		0°	4.6 mm	LL	067-877	3	8	067-977	3	8	MBT™
-20°		0°	4.6 mm	LR	067-876	4	8	067-976	4	8	MBT™
						Base	Jumbo Base		Base	Jumbo Base	

Adding Prefix "3" is APC™ II Adhesive System – *Example: 3067-877*

Adding Prefix "5" is APC™ PLUS Adhesive System – *Example: 5067-877*

Lower Non-Convertible Single

Slot Torque Arch	Slot Torque	Distal Offset	Length	L/R	.018 Slot		.022 Slot		
-20°		0°	4.3 mm	LL	067-867	3	067-967	3	MBT™
-20°		0°	4.3 mm	LR	067-868	4	067-968	4	MBT™
						Base		Base	

Adding Prefix "3" is APC™ II Adhesive System – *Example: 3067-867*

Adding Prefix "5" is APC™ PLUS Adhesive System – *Example: 5067-867*

Lower Convertible Double

Slot Torque Arch	Slot Torque Aux	Distal Offset	Length	L/R	.018 Slot		.022 Slot		
0°	0°	0°	3.6 mm	LL	068-850	3	068-950	3	
0°	0°	0°	3.6 mm	LR	068-849	4	068-949	4	
-25°	0°	7°	3.6 mm	LL	067-803	3	067-903	3	
-25°	0°	7°	3.6 mm	LR	067-804	4	067-904	4	
-20°	0°	0°	4.3 mm	LL	067-861	3	067-961	3	MBT™
-20°	0°	0°	4.3 mm	LR	067-860	4	067-960	4	MBT™
						Base		Base	

Adding Prefix "3" is APC™ II Adhesive System – *Example: 3068-850*

Adding Prefix "5" is APC™ PLUS Adhesive System – *Example: 5068-850*

Note

3 Use this prefix to order APC™ II Adhesive Coated Appliance System.	**5** Use this prefix to order APC™ PLUS Adhesive Coated Appliance System with color change adhesive.
APC™ II Buccal Tubes sold in units of five. APC™ PLUS Buccal Tubes sold in units of four. Non-Coated Buccal Tubes sold individually.	Measurements are in millimeters unless otherwise noted.
1 2 3 4 Buccal Tube is available with a bondable base.	**8** Use this prefix to order the large contoured Jumbo Base.

Victory Series™ First Molar Buccal Tubes

Lower Convertible Double Differentiated Slot

Slot Torque		Distal					.018	.022
Arch	Aux	Offset	Main	Aux	Length	L/R	Slot	Slot
-25°	0°	7°	.022	.018	3.6 mm	LL	-	**067-955**
-25°	0°	7°	.022	.018	3.6 mm	LR	-	**067-956**

Lower Lip Bumper Convertible Double

Slot Torque		Distal	Lip			.018	.022
Arch		Offset	Bumper	Length	L/R	Slot	Slot
-25°		5°	.045	4.3 mm	LL	**061-251**	**061-351**
-25°		5°	.045	4.3 mm	LR	**061-252**	**061-352**

Lower Lip Bumper Convertible Triple

Slot Torque		Distal	Lip			.018	.022
Arch	Aux	Offset	Bumper	Length	L/R	Slot	Slot
-25°	0°	5°	.045	4.3 mm	LL	**067-811**	**067-911**
-25°	0°	5°	.045	4.3 mm	LR	**067-812**	**067-912**

Upper/Lower Non-Convertible Double

Slot Torque		Distal			.018	.022
Arch	Aux	Offset	Length	L/R	Slot	Slot
0°	0	0°	4.3 mm	UNIV	**067-843**	**067-943**

Victory Series™ Second Molar Buccal Tubes

Upper Second Non-Convertible Single - Funneled

Slot Torque Arch	Distal Offset	Length	L/R	.018 Slot		.022 Slot		
-19°	8°	3.9 mm	UL	067-873	1	067-973	1	MBT™/Sondhi
-19°	8°	3.9 mm	UR	067-872	2	067-972	2	MBT™/Sondhi
					Base		Base	

Adding Prefix "3" is APC™ II Adhesive System – *Example: 3067-873*

Adding Prefix "5" is APC™ PLUS Adhesive System – *Example: 5067-873*

Upper Second Non-Convertible Single with Distal Notch

Slot Torque Arch	Distal Offset	Length	L/R	.018 Slot		.022 Slot		
-10°	6°	3.6 mm	UL	067-829	1	067-929	1	
-10°	6°	3.6 mm	UR	067-830	2	067-930	2	
-10°	10°	3.6 mm	UL	067-831	1	067-931	1	
-10°	10°	3.6 mm	UR	067-832	2	067-932	2	
-14°	10°	4.3 mm	UL	067-857	1	067-957	1	MBT™
-14°	10°	4.3 mm	UR	067-858	2	067-958	2	MBT™
					Base		Base	

Adding Prefix "3" is APC™ II Adhesive System – *Example: 3067-829*

Adding Prefix "5" is APC™ PLUS Adhesive System – *Example: 5067-829*

Upper/Lower Second Non-Convertible Single with Distal Notch

Slot Torque Arch	Distal Offset	Length	L/R	.018 Slot		.022 Slot	
0°	0°	3.6 mm	UL	067-825	1	067-925	1
0°	0°	3.6 mm	UR	067-826	2	067-926	2
0°	0°	3.6 mm	LL	067-826	3	067-926	3
0°	0°	3.6 mm	LR	067-825	4	067-925	4
0°	6°	3.6 mm	UL	067-827	1	067-927	1
0°	6°	3.6 mm	UR	067-828	2	067-928	2
0°	6°	3.6 mm	LL	067-828	3	067-928	3
0°	6°	3.6 mm	LR	067-827	4	067-927	4
					Base		Base

Adding Prefix "3" is APC™ II Adhesive System –*Example: 3067-825*

Adding Prefix "5" is APC™ PLUS Adhesive System – *Example: 5067-825*

Note

3 Use this prefix to order APC™ II Adhesive Coated Appliance System.	**5** Use this prefix to order APC™ PLUS Adhesive Coated Appliance System with color change adhesive.	
APC™ II Buccal Tubes sold in units of five. APC™ PLUS Buccal Tubes sold in units of four. Non-Coated Buccal Tubes sold individually.	Measurements are in millimeters unless otherwise noted.	**1 2 3 4** Buccal Tube is available with a bondable base.

Victory Series™ Second Molar Buccal Tubes

Lower Second Non-Convertible Single - Funneled

Slot Torque Arch	Distal Offset	Length	L/R	.018 Slot	.022 Slot	
-10°	0°	3.6 mm	LL	067-536 3	067-636 3	MBT™
-10°	0°	3.6 mm	LR	067-537 4	067-637 4	MBT™
-25°	6°	3.6 mm	LL	067-538 3	067-638 3	
-25°	6°	3.6 mm	LR	067-539 4	067-639 4	
				Base	Base	

Adding Prefix "3" is APC™ II Adhesive System – *Example: 3067-536*

Adding Prefix "5" is APC™ PLUS Adhesive System – *Example: 5067-536*

Lower Second Non-Convertible Single with Distal Notch and Hook

Slot Torque Arch	Distal Offset	Length	L/R	.018 Slot	.022 Slot
0°	0°	5.1 mm	UL/LR	067-844	067-944
0°	0°	5.1 mm	UR/LL	067-845	067-945
0°	6°	5.1 mm	UL/LR	067-846	067-946
0°	6°	5.1 mm	UR/LL	067-847	067-947

Lower Second Non-Convertible Single with Distal Notch

Slot Torque Arch	Distal Offset	Length	L/R	.018 Slot	.022 Slot	
-10°	0°	4.3 mm	LL	067-816 3	067-916 3	MBT™
-10°	0°	4.3 mm	LR	067-815 4	067-915 4	MBT™
-25°	6°	3.6 mm	LL	067-837 3	067-937 3	
-25°	6°	3.6 mm	LR	067-838 4	067-938 4	
-25°	10°	3.6 mm	LL	067-839 3	067-939 3	
-25°	10°	3.6 mm	LR	067-840 4	067-940 4	
-30°	6°	3.6 mm	LL	067-835 3	067-935 3	
-30°	6°	3.6 mm	LR	067-836 4	067-936 4	
				Base	Base	

Adding Prefix "3" is APC™ II Adhesive System – *Example: 3067-816*

Adding Prefix "5" is APC™ PLUS Adhesive System – *Example: 5067-816*

Note

3 Use this prefix to order APC™ II Adhesive Coated Appliance System.	**5** Use this prefix to order APC™ PLUS Adhesive Coated Appliance System with color change adhesive.
APC™ II Buccal Tubes sold in units of five. APC™ PLUS Buccal Tubes sold in units of four. Non-Coated Buccal Tubes sold individually.	Measurements are in millimeters unless otherwise noted.
1 2 3 4 Buccal Tube is available with a bondable base.	

Victory Series™ Second Molar Mini Tubes
Victory Series™ 2nd Bicuspid Tubes

Buccal Tubes For Partially Erupted Second Molars

Upper Victory Series™ Mini Tube

Slot Torque Arch	Distal Offset	Length	L/R	.018 Slot	.022 Slot	
0°	0°	2.5 mm	UR	**066-4092**	**066-5092**	
0°	0°	2.5 mm	UL	**066-4101**	**066-5101**	
-10°	0°	2.5 mm	UR	**066-4112**	**066-5112**	
-10°	0°	2.5 mm	UL	**066-4121**	**066-5121**	
-14°	0°	2.5 mm	UR	**066-4082**	**066-5082**	MBT™
-14°	0°	2.5 mm	UL	**066-4071**	**066-5071**	MBT™

Adding Prefix "3" is APC™ II Adhesive System – *Example: 3066-4092*

Adding Prefix "5" is APC™ PLUS Adhesive System – *Example: 5066-4092*

Lower Victory Series™ Mini Tube

Slot Torque Arch	Distal Offset	Length	L/R	.018 Slot	.022 Slot	
0°	0°	2.5 mm	LR	**066-4024**	**066-5024**	
0°	0°	2.5 mm	LL	**066-4013**	**066-5013**	
-10°	0°	2.5 mm	LR	**066-4044**	**066-5044**	MBT™
-10°	0°	2.5 mm	LL	**066-4033**	**066-5033**	MBT™
-25°	0°	2.5 mm	LR	**066-4064**	**066-5064**	
-25°	0°	2.5 mm	LL	**066-4053**	**066-5053**	

Adding Prefix "3" is APC™ II Adhesive System – *Example: 3066-4024*

Adding Prefix "5" is APC™ PLUS Adhesive System – *Example: 5066-4024*

These tubes are direct bond only, not available welded to bands.

Victory Series 2nd Bicuspid Tubes

	Offset Base			
058-801	**0**	Lower Left 2nd Bicuspid Tube .018 Slot	(-17° torque, 2° angulation)	MBT™
058-802	**0**	Lower Right 2nd Bicuspid Tube .018 Slot	(-17° torque, 2° angulation)	MBT™
058-803	**0**	Upper Left / Right 2nd Bicuspid Tube .018 Slot	(-7° torque, 0° angulation)	MBT™
058-901	**0**	Lower Left 2nd Bicuspid Tube .022 Slot	(-17° torque, 2° angulation)	MBT™
058-902	**0**	Lower Right 2nd Bicuspid Tube .022 Slot	(-17° torque, 2° angulation)	MBT™
058-903	**0**	Upper Left / Right 2nd Bicuspid Tube .022 Slot	(-7° torque, 0° angulation)	MBT™

Adding Prefix "3" is APC™ II Adhesive System – *Example: 3058-801*

Adding Prefix "5" is APC™ PLUS Adhesive System – *Example: 5058-801*

Note

3 Use this prefix to order APC™ II Adhesive Coated Appliance System.	**5** Use this prefix to order APC™ PLUS Adhesive Coated Appliance System with color change adhesive.	
APC™ II Buccal Tubes sold in units of five. APC™ PLUS Buccal Tubes sold in units of four. Non-Coated Buccal Tubes sold individually.	Measurements are in millimeters unless otherwise noted.	**1 2 3 4** Buccal Tube is available with a bondable base.

Wire Buccal Tubes

Upper First Molars

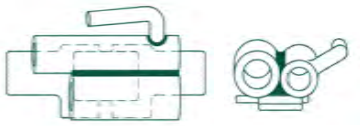

V-Slot Size	Distal Offset	Light Wire Tube I.D.	Headgear I.D.	Headgear Length	Light Wire Length	L/R	Order Number
-	6°	.036	.045	4.5 mm	6.5 mm	UL	**046-013**
-	6°	.036	.045	4.5 mm	6.5 mm	UR	**046-014**

Upper/Lower First Molars with Vertical Slot

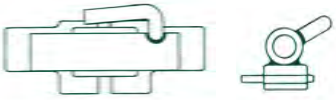

V-Slot Size	Distal Offset	Light Wire Tube I.D.	Headgear I.D.	Headgear Length	Light Wire Length	L/R	Order Number
.021 x .021	0°	.036			6.5 mm	UL/LR	**046-146**
.021 x. 021	0°	.036			6.5 mm	LL/UR	**046-147**
.021 x .021	6°	.036			6.5 mm	UL/LR	**046-176**
.021 x .021	6°	.036			6.5 mm	LL/UR	**046-177**

Upper/Lower First Molars

Distal Offset	Light Wire Tube I.D.	Headgear I.D.	Headgear Length	Light Wire Length	L/R	Order Number
0°	.036			4.5 mm	UL/LR	**046-114**
					LL/UR	**046-115**

All Light Wire Buccal Tubes have hooks unless specified.

Table of Contents

Section 6 – Table of Contents

Victory Series™ First Molar Bands **6.2**

Victory Series™ Second Molar Bands **6.6**

General Purpose Molar Bands **6.10**

Pedodontic Molar Bands **6.11**

Proportioned Bicuspid Bands **6.12**

General Purpose Bicuspid Bands **6.14**

Contoured Bicuspid Bands **6.16**

Lingual Sheaths **6.17**

Lingual Attachments **6.18**

Modular Band/Bond Kit Organizers **6.19**

RxWeld Service **6.20**

Torqued Attachments **6.21**

Light Wire Attachments **6.22**

- Standard Edgewise Welding Reference **6.22**

Lingual Molar Attachments **6.23**

Victory Series™ Narrow Contoured

First Molar Bands

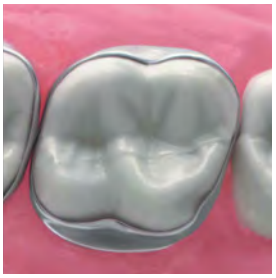

Maxillary – Victory Series Narrow Contoured Molar Bands

- Permanent laser ID marking
- Straight interproximal walls for reduced separation
- Reduced gingival/occlusal dimensions for less occlusal and gingival interferences
- Micro-etched inner surface for increased retention
- Curved festooned occlusal interproximal
- Increased occlusal “edge” strength for reduced deformation

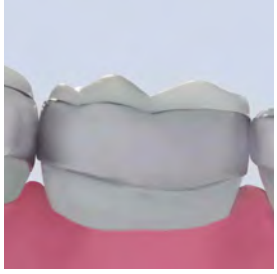

Mandibular – Victory Series
Narrow Contoured Molar Bands

Victory Series™ Narrow Contoured

First Molar Bands

Kit		Trial	Introduction	Professional	Master
Micro-etched					
Narrow	Upper	901-408	901-401	901-404	901-406
Narrow	Lower	901-308	901-301	901-304	901-306
Average Cases Per Kit		**3 to 5**	**10 to 15**	**40 to 50**	**90 to 100**

maxillary or mandibular

Kit	Trial	Introduction	Professional	Master
Regular Size				
31	-	2	3	6
31+	-	2	3	6
32	-	2	4	8
32+	-	2	5	10
33	2	3	6	12
33+	2	3	7	14
34	2	4	8	16
34+	3	4	9	19
35	3	5	10	21
35+	4	5	11	23
36	4	5	11	23
36+	4	5	11	23
37	3	5	10	21
37+	3	5	10	20
38	2	4	9	18
38+	2	4	7	14
39	2	3	6	12
39+	1	2	5	10
40	1	2	3	6
40+	-	1	3	6
41	-	1	3	6
41+	-	1	1	1
42	-	1	1	1
42+	-	1	1	1
43	-	1	1	1
43+	-	1	1	1
44	-	1	1	1
Quadrant Total	**38**	**75**	**150**	**300**
Kit Total	**76**	**150**	**300**	**600**

Victory Series™ Standard Contoured

First Molar Bands

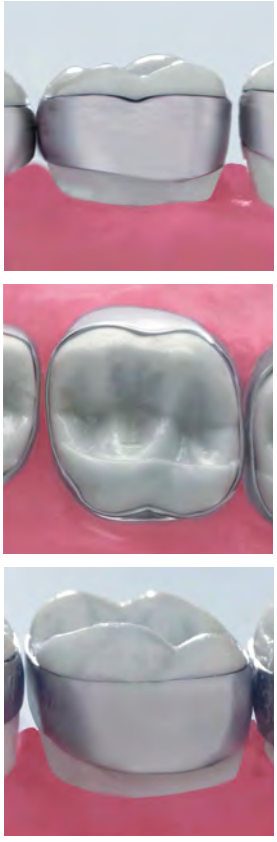

Maxillary – Victory Series
Standard Contoured Molar Bands

- Individual bands available in regular and hard temper. Kits available in regular temper only.
- Permanent laser ID marking
- Micro-etched inner surface for increased retention
- Completely proportioned sizing
- Straight interproximal walls for reduced separation
- Increased occlusal “edge” strength for reduced deformation

Mandibular – Victory Series Standard Contoured Molar Bands

Victory Series™ Standard Contoured

First Molar Bands

Kit		Trial	Introduction	Professional	Master
Micro-etched					
Standard - Regular	Upper	951-408	951-401	951-404	951-406
Standard - Regular	Lower	951-308	951-301	951-304	951-306
Average Cases Per Kit		**3 to 5**	**10 to 15**	**40 to 50**	**90 to 100**

maxillary or mandibular

Hard Size	Regular Size	Trial	Introduction	Professional	Master
131	31	-	2	3	6
131+	31+	-	2	3	6
132	32	-	2	4	8
132+	32+	-	2	5	10
133	33	2	3	6	12
133+	33+	2	3	7	14
134	34	2	4	8	16
134+	34+	3	4	9	19
135	35	3	5	10	21
135+	35+	4	5	11	23
136	36	4	5	11	23
136+	36+	4	5	11	23
137	37	3	5	10	21
137+	37+	3	5	10	20
138	38	2	4	9	18
138+	38+	2	4	7	14
139	39	2	3	6	12
139+	39+	1	2	5	10
140	40	1	2	3	6
140+	40+	-	1	3	6
141	41	-	1	3	6
141+	41+	-	1	1	1
142	42	-	1	1	1
142+	42+	-	1	1	1
143	43	-	1	1	1
143+	43+	-	1	1	1
144	44	-	1	1	1
Quadrant Total		**38**	**75**	**150**	**300**
Kit Total		**76**	**150**	**300**	**600**

Victory Series™ Narrow Contoured Second Molar Bands

Maxillary – Victory Series Narrow Contoured Second Molar Bands

- Permanent laser ID marking
- Straight interproximal walls for reduced separation
- Reduced gingival/occlusal dimensions for less occlusal and gingival interferences
- Micro-etched inner surface for increased retention
- Curved festooned occlusal interproximal
- Increased occlusal “edge” strength for reduced deformation

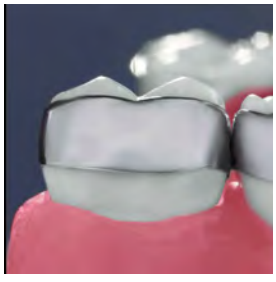

Mandibular – Victory Series
Narrow Contoured Second Molar Bands

Victory Series™ Narrow Contoured Second Molar Bands

Kit		Trial	Introduction	Professional
Micro-etched				
Narrow	Upper	906-208	906-201	906-204
Narrow	Lower	906-108	906-101	906-104
Average Cases Per Kit		**3 to 5**	**10 to 15**	**40 to 50**

maxillary or mandibular

Kit	Trial	Introduction	Professional
Regular Size			
28	-	2	4
28+	-	2	4
29	-	2	4
29+	-	2	4
30	-	2	4
30+	-	2	4
31	-	2	5
31+	-	3	5
32	2	3	6
32+	2	3	6
33	2	3	7
33+	3	4	8
34	3	4	8
34+	4	4	9
35	4	4	9
35+	4	4	8
36	3	4	8
36+	3	4	7
37	2	3	7
37+	2	3	6
38	2	3	5
38+	1	2	5
39	1	2	4
39+	-	2	4
40	-	2	3
40+	-	2	3
41	-	2	3
Quadrant Total	**38**	**75**	**150**
Kit Total	**76**	**150**	**300**

Victory Series™ Standard Contoured

Second Molar Bands

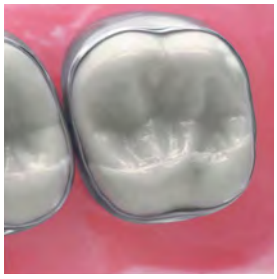

Maxillary – Victory Series
Standard Contoured Second Molar Bands

- Individual bands available in regular and hard temper. Kits available in regular temper only.
- Permanent laser ID marking
- Micro-etched inner surface for increased retention
- Completely proportioned sizing
- Straight interproximal walls for reduced separation
- Increased occlusal “edge” strength for reduced deformation

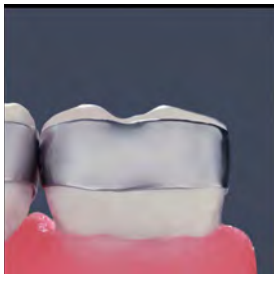

Mandibular – Victory Series Standard Contoured Second Molar Bands

Victory Series™ Standard Contoured

Second Molar Bands

	Kit	Trial	Introduction
Micro-etched			
Standard - Regular	Upper	956-208	956-201
Standard - Regular	Lower	956-108	956-101
Average Cases Per Kit		**3 to 5**	**10 to 15**

maxillary or mandibular

Hard Size	Kit Regular Size	Trial	Introduction
128	28	-	2
128+	28+	-	2
129	29	-	2
129+	29+	-	2
130	30	-	2
130+	30+	-	2
131	31	-	3
131+	31+	-	3
132	32	2	3
132+	32+	2	3
133	33	2	3
133+	33+	3	4
134	34	3	4
134+	34+	4	4
135	35	4	4
135+	35+	4	4
136	36	3	4
136+	36+	3	4
137	37	2	3
137+	37+	2	3
138	38	2	3
138+	38+	1	2
139	39	1	2
139+	39+	-	2
140	40	-	2
140+	40+	-	2
141	41	-	2
Quadrant Total		**38**	**75**
Kit Total		**76**	**150**

General Purpose Molar Bands

- Universal anatomy fits rights and lefts with minor burnishing
- Permanent laser ID
- Individual wide bands available in hard temper. Kits available in regular temper only.
- Available in narrow or wide

		Kit	Introduction
Non - etched			
Regular	U/L		
	Narrow		161-101
	Wide		164-201
Average Cases Per Kit			**10 to 15**

maxillary or mandibular

	Kit	Introduction
Hard Size	**Regular Size**	
128	28	2
128+	28+	2
129	29	2
129+	29+	2
130	30	2
130+	30+	2
131	31	2
131+	31+	4
132	32	4
132+	32+	6
133	33	6
133+	33+	8
134	34	8
134+	34+	10
135	35	12
135+	35+	12
136	36	12
136+	36+	12
137	37	10
137+	37+	8
138	38	6
138+	38+	4
139	39	2
139+	39+	2
140	40	2
140+	40+	2
141	41	2
141+	41+	2
142	42	2
Quadrant Total		**150**
Kit Total		**300**

Pedodontic Molar Bands

- Available prewelded with Victory Series™ Buccal Tubes
- Universal anatomy fits rights and lefts
- Regular temper
- Narrow occlusal-gingival height fits primary molars
- Same anatomy (but smaller size range) as Narrow General Purpose Molar Bands

	Kit	Trial	Introduction	Spectrum
Regular	U/L	-	-	162-100
Regular	Upper	162-107	162-108	-
Regular	Lower	162-207	162-208	-

	Kit	Trial		Introduction		Spectrum	
Regular Size		**Upper**	**Lower**	**Upper**	**Lower**	**Upper**	**Lower**
25		-	6	-	10	-	2
26		-	6	-	10	-	2
27		-	6	-	10	-	2
28		6	4	10	10	2	2
28+		6	4	10	10	-	-
29		4	4	10	10	2	2
29+		4	2	10	8	-	-
30		4	2	10	6	2	2
30+		4	2	10	4	-	-
31		4	2	8	4	2	2
31+		4	2	8	4	-	-
32		4	2	6	4	2	2
32+		4	2	6	4	-	-
33		2	2	4	2	2	2
33+		2	2	4	2	-	-
34		2	2	4	2	2	2
34+		-	-	-	-	4	4
35		-	-	-	-	4	4
35+		-	-	-	-	4	4
36		-	-	-	-	4	4
36+		-	-	-	-	4	4
37		-	-	-	-	4	4
37+		-	-	-	-	4	4
38		-	-	-	-	2	2
38+		-	-	-	-	-	-
39		-	-	-	-	2	2
39+		-	-	-	-	-	-
40		-	-	-	-	2	-
Kit Total		**50**	**50**	**100**	**100**	**48**	**52**

Proportioned Bicuspid Bands

- Broad buccal coverage for superior retention
- Anatomy snaps into place over height of contour when seated
- Slight occlusal and gingival edge enhances cement retention
- Permanent laser ID
- Shown with lingual seating lug (REF 55264) attached – available on special order

Kit	Trial	Introduction	Master
Upper	147-401	147-402	147-404
Average Cases Per Kit	**3 to 5**	**10 to 15**	**90 to 100**

maxillary

Kit	Trial	Introduction	Master
Size			
1	2	2	4
2	2	2	4
3	2	2	4
4	2	2	6
5	2	2	10
6	2	4	10
7	2	4	12
8	2	4	12
9	2	4	20
10	2	4	30
11	2	6	30
12	4	6	50
13	4	6	50
14	4	10	50
15	4	10	50
16	4	10	50
17	4	10	30
18	4	10	30
19	4	6	20
20	2	6	20
21	2	6	20
22	2	6	20
23	2	6	20
24	2	4	10
25	2	4	8
26	2	4	8
27	2	4	8
28	2	2	6
29	2	2	4
30	2	2	4
Kit Total	**76**	**150**	**600**

Proportioned Bicuspid Bands

- Fully proportioned in all dimensions and contour, from one band size to the next
- Universal anatomy fits rights and lefts
- Kits may be split left/right for angulated brackets
- Regular temper
- Permanent laser ID

Kit	Trial	Introduction	Master
Lower	147-301	147-302	147-304
Average Cases Per Kit	**3 to 5**	**10 to 15**	**90 to 100**

mandibular

Kit	Trial	Introduction	Master
Size			
1	2	2	2
2	2	2	2
3	2	2	2
4	2	2	2
5	2	2	2
6	2	2	2
7	2	2	6
8	2	2	6
9	2	2	6
10	2	2	8
11	2	2	8
12	2	4	20
13	2	4	22
14	2	6	34
15	2	6	34
16	2	8	48
17	2	8	48
18	2	10	48
19	2	10	48
20	2	10	48
21	2	8	48
22	2	8	30
23	2	6	30
24	2	6	30
25	2	4	12
26	2	4	12
27	2	4	12
28	2	2	4
29	2	2	4
30	2	2	4
31	2	2	4
32	2	2	2
33	2	2	2
34	2	2	2
35	2	2	2
36	2	2	2
37	2	2	2
38	2	2	2
Kit Total	**76**	**150**	**600**

General Purpose Bicuspid Bands

- Designed for practitioners who prefer a wedge fit
- Choice of wide or narrow bands in the occlusal-gingival dimension
- Universal anatomy fits rights and lefts
- Kits may be split left/right for angulated brackets
- Regular temper
- Permanent laser ID

Wide

Narrow

- Firm “wedge” fit for adaptability to widely varying bicuspid shapes
- Occlusal-gingival height of the narrow bands are .5 mm less than the wide bands
- Slight occlusal-gingival roll enhances cement retention

Note: Photos in this section may show laser ID or ink ID.
Refer to product description for actual ID type.

General Purpose Bicuspid Bands

Kit	Introduction
Wide	
Upper	**143-402**
Lower	**143-302**
Narrow	
Upper	**143-113**
Lower	**143-213**
Average Cases Per Kit	**10 to 15**

maxillary wide and narrow

Kit	Introduction
Size	
00	2
00+	2
0	2
0+	2
1	2
1+	2
2	2
2+	2
3	2
3+	4
4	4
4+	6
5	8
5+	8
6	8
6+	10
7	10
7+	10
8	10
8+	10
9	8
9+	6
10	6
10+	4
11	4
11+	2
12	2
12+	2
13	2
13+	2
14	2
14+	2
15	2
Kit Total	**150**

mandibular wide and narrow

Kit	Introduction
Size	
0	2
0+	2
1	2
1+	2
2	2
2+	2
3	2
3+	2
4	2
4+	2
5	2
5+	4
6	4
6+	4
7	4
7+	6
8	6
8+	6
9	6
9+	6
10	8
10+	8
11	6
11+	6
12	6
12+	6
13	6
13+	4
14	4
14+	4
15	4
15+	2
16	2
16+	2
17	2
17+	2
18	2
18+	2
19	2
19+	2
20	2
Kit Total	**150**

Contoured Bicuspid Bands

- Anatomy similar to proportioned bicuspid bands without half sizes
- Universal anatomy fits rights and lefts
- Kits may be split left/right for angulated brackets
- Regular temper
- Permanent laser ID
- Shown with lingual seating lug (REF 55264) attached – available on special order

Kit	Trial	Introduction	Professional
Upper	147-408	147-405	147-406
Lower	147-308	147-305	-
Average Cases Per Kit	**3 to 5**	**10 to 15**	**40 to 50**

maxillary

Kit	Trial	Introduction	Professional
Size			
1	2	4	10
2	2	6	10
3	4	8	14
4	6	8	18
5	8	12	22
6	8	12	26
7	8	16	32
8	8	20	40
9	8	22	40
10	8	14	30
11	6	10	22
12	4	8	16
13	2	6	12
14	4	4	8
Kit Total	**76**	**150**	**300**

mandibular

Kit	Trial	Introduction	Professional
Size			
1	2	2	6
2	2	4	6
3	2	4	8
4	2	4	10
5	2	4	10
6	2	6	14
7	4	8	16
8	4	8	18
9	6	10	20
10	6	12	20
11	6	10	22
12	6	10	20
13	6	10	18
14	6	10	18
15	4	10	20
16	4	10	18
17	2	6	14
18	2	6	12
19	2	4	10
20	2	4	8
21	2	4	6
22	2	4	6
Kit Total	**76**	**150**	**300**

Lingual Sheaths

Streamlined lingual sheaths feature a variety of horizontal styles and one vertical style with a two-point contact for ease of lingual archwire insertion and stability. All horizontal styles are available with or without mesial/distal hooks; with solid or slotted tube; with or without distal latching indent. All styles are narrow in the occlusal-gingival dimension and have mesial/distal welding flanges that are curved slightly for better adaptation to bands. Lingual sheaths not preassembled on bands are sold in minimum quantities of 10 each type.

Conventional	Hook	Latching Indent	Tube Type	For Wire Size (Distally Doubled) Inches	(mm)	Left/ Right	Order No.
Horizontal	yes	no	solid	.030	(.76)	-	**080-111**
				.036	(.91)	-	**080-211**
Horizontal	yes	no	slotted	.030	(.76)	-	**080-131**
				.036	(.91)	-	**080-231**
Horizontal	yes	yes	slotted	.036	(.91)	UL/LR	**080-242**
				.036	(.91)	UR/LL	**080-243**
Horizontal	yes	yes	solid	.036	(.91)	UL/LR	**080-245**
				.036	(.91)	UR/LL	**080-246**
Horizontal	no	no	solid	.030	(.76)	-	**080-110**
				.036	(.91)	-	**080-210**
Horizontal	no	yes	solid	.030	(.76)	-	**080-120**
				.036	(.91)	-	**080-220**
Horizontal	no	no	slotted	.030	(.76)	-	**080-130**
				.036	(.91)	-	**080-230**
Horizontal	no	yes	slotted	.030	(.76)	-	**080-140**
				.036	(.91)	-	**080-240**
w/distal ball hook	yes	yes	slotted	.036	(.91)	UL/LR	**080-251**
						UR/LL	**080-252**
w/mesial ball hook	yes	yes	slotted	.036	(.91)	UL/LR	**080-253**
						UR/LL	**080-254**
Vertical	no	no	solid	.036	(.91)	-	**080-270**

Level Anchorage™

Horizontal	no	no	solid	.036	(.91)	-	**080-100**

Lingual Attachments



Flat-Base Lingual Buttons

Mushroom head, highly polished to prevent tissue irritation, retain auxiliary attachment from any direction. Also useful as a seating and removing lug.

482-100 10/pk

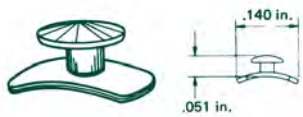

Curved-Base Lingual Buttons

Same head as 482-100, but on a curved base that adapts more easily to bicuspid bands and molar bands.

482-120 10/pk

Clear Plastic Button

For direct bonding

224-800 10/pk

Curved Bondable Buttons

20400-02 10/pk

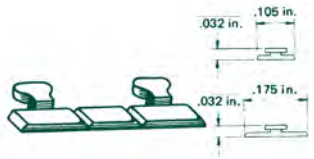

Combination Lingual Hook/Seating Lugs

Hold elastics securely from mesial, distal, or occlusal. Straight occlusal edge for band seating. Smooth edges to protect against tissue irritation. Strip scored for easy break-away. 100/pk

481-001 Short (for anteriors and bicuspids)

481-002 Long (for molars)

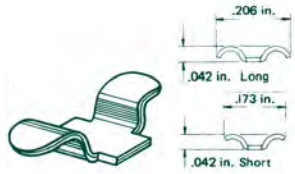

Raised Arm Lingual Cleats

Arms are curved to protect against tissue irritation. Accommodates up to three heavy elastics on one cleat.

100/pk

485-001 Long arms

485-002 Short arms

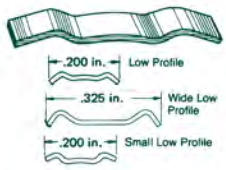

Low-Profile Lingual Cleats (Debnam)

100/pk

485-004 Low profile

485-005 Wide low profile

485-006 Small low profile

Lingual Ball Hooks

Shanks flattened at end to facilitate a secure attachment to bands and lingual bonding pads.

486-010 Straight, 10/pk

486-020 Offset, 10/pk

Molar Hooks

Easy to weld on bands and strong enough for heavy cross elastics. No sharp edges to irritate tissue or damage elastics.

480-001 10/pk

Bondable Lingual Cleat

709-050 10/pk

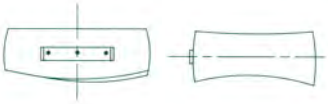

Seating Lugs
55264

Please specify if other than standard lingual position.

Modular Band/Bond Kit Organizers

- Modular "snap together" kit organizers can be custom assembled to your specific needs
- Durable plastic containers enclose sliding kit drawers with clear plastic hinged covers to protect your inventory
- Color coded labels identify band types

Bicuspid Organizers

185-121 Upper Bicuspid Proportional
185-122 Lower Bicuspid Proportional
185-116 Upper Bicuspid (Wide)
185-117 Upper Bicuspid (Narrow)
185-118 Lower Bicuspid (Wide)
185-119 Lower Bicuspid (Narrow)
185-120 Upper and Lower Contoured

Modular Bond Kit Organizers

186-110 Small Bracket Organizer
186-410 Large Bracket Organizer

1st Molar Organizers

185-126 Lower 1st Molar (Regular, Rights and Lefts)
185-127 Lower 1st Molar (Hard, Rights and Lefts)
185-128 Lower Right 1st Molar (Regular)
185-129 Lower Left 1st Molar (Regular)
185-130 Lower Right 1st Molar (Hard)
185-131 Lower Left 1st Molar (Hard)
185-132 Upper 1st Molar (Regular, Rights and Lefts)
185-133 Upper 1st Molar (Hard, Rights and Lefts)
185-134 Upper Right 1st Molar (Regular)
185-135 Upper Left 1st Molar (Regular)
185-136 Upper Right 1st Molar (Hard)
185-137 Upper Left 1st Molar (Hard)
185-166 Lower Right Narrow 1st Molar
185-167 Lower Left Narrow 1st Molar
185-168 Upper Right Narrow 1st Molar
185-169 Upper Left Narrow 1st Molar

2nd Molar Organizers

185-147 Upper Right 2nd Molar (Regular)
185-152 Upper Left 2nd Molar (Regular)
185-149 Lower Right 2nd Molar (Regular)
185-146 Lower Right 2nd Molar (Hard)
185-150 Lower Left 2nd Molar (Regular)
185-151 Lower Left 2nd Molar (Hard)
185-170 Lower Right Narrow 2nd Molar
185-171 Lower Left Narrow 2nd Molar
185-172 Upper Right Narrow 2nd Molar
185-173 Upper Left Narrow 2nd Molar

General Purpose Molar Organizers

185-141 Upper Molar (Narrow, Regular)
185-145 Upper Molar (Wide, Hard)
185-140 Lower Molar (Narrow, Regular)
185-144 Lower Molar (Wide, Hard)
185-154 Upper and Lower Pedodontic Molar

Accessories

185-155 Miscellaneous Empty Box

RxWeld Service

Custom Services

Convenient prescription program for orthodontists who reorder Solventum seamless bands prewelded with Solventum attachments:

- Reduces reorder time and paperwork
- Eliminates order confusion and reduces potential prewelding errors

Reordering bands prewelded with correct attachments and precise angulation and positioning is a time-consuming task in any orthodontic practice.

Solventum offers a unique ordering service which greatly simplifies band reordering. Here's how it works:

Every orthodontist ordering prewelded bands from Solventum has a prescription on file, containing customized ordering instructions.

Reorders with instructions that deviate from the prescription file will be verified by phone before Solventum processes the order. Custom order forms and a copy of your prescription are available on request.

Standard Welding

Solventum attachments in standard positions (see standard positions chart for edgewise and light wire attachments) on Solventum seamless bands and bonding bases. No charge.

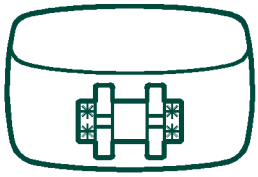

Custom Welding

Solventum attachments in non-standard positions (see angulation chart for details on custom angulation) on Solventum seamless bands and bonding bases. No charge.

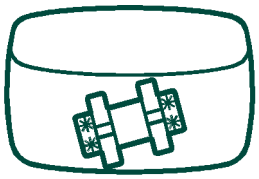

Tack-welding only — Solventum attachments to Solventum seamless bands.

No charge.

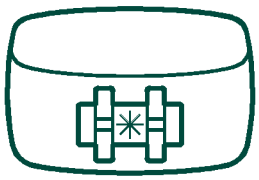

Torqued Attachments

Standard Angulation Chart

Angulation direction is illustrated by chart. Chart is shown as if viewer is facing patient. Degree of angulation must be specified when ordering. Our special order form includes this chart to assist in ordering desired angulation.

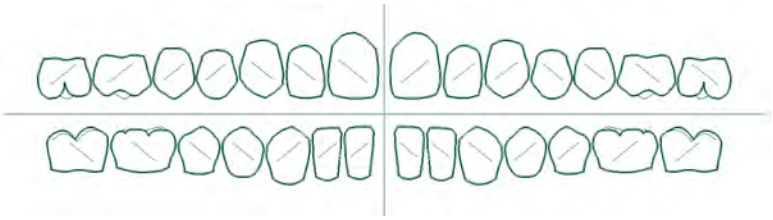

Patient's Right

(+) Angulation

Crowns tipped mesially; roots inclined distally.

(-) Angulation

Crowns tipped distally; roots inclined mesially.

Patient's Left

Applicable to Standard Edgewise and Torqued Edgewise

(-) Torque Crowns - Lingual

(+) Torque Crowns - Labial

Note: For some pre-adjusted appliances, the crown tip is different than standard edgewise appliances. Consult pre-adjusted appliances section of this catalog for prescribed crown tip and angulation degrees applicable to specific techniques.

Brackets to G.P. Bicuspids

Mesial/Distal Positioning

Centered

Occlusal/Gingival Positioning

Mesial-horizontal center of the base of archwire slot is located on horizontal centerline of band.

Brackets to Proportioned Bicuspids



Mesial/Distal Positioning

Centered

Occlusal/Gingival Positioning

Slightly offset occlusally whereby occlusal edge of the tie-wing is located approximately .0075 in. (.2 mm) from the occlusal edge of the band.

Light Wire Attachments

Standard Edgewise Welding Reference
Light Wire Attachments

Brackets to Bicuspids

Mesial/Distal
Centered

Occlusal/Gingival
Underslot of bracket centered on band.

Single Buccal Tube to Molars

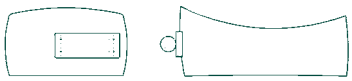

Mesial/Distal
Mesial edge of buccal tube bisects mesial cusp.

Occlusal/Gingival
Gingival edge of tube is .048 in. (1.2 mm) from gingival edge of band.

Standard Edgewise Welding Reference

Brackets to Bicuspids

Mesial/Distal Positioning
Centered

Occlusal/Gingival Positioning
Centered

* For proportioned bicuspid bands, bracket is slightly offset occlusally whereby occlusal edge of tie-wings are flush with occlusal edge of band.

Single Buccal Tube to Molars

Mesial/Distal Positioning
Mesial edge of buccal tube bisects mesial cusp.

Occlusal/Gingival Positioning
Center of slot is .075 in. (1.9 mm) from occlusal edge of band.

Lingual Molar Attachments

Sheaths

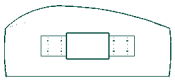

Mesial/Distal
Centered



Occlusal/Gingival
Centered

Molar Hooks

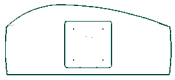

Mesial/Distal
Centered



Occlusal/Gingival
Centered with hook to occlusal (hook opening toward gingival).

Combination Hook/Lug

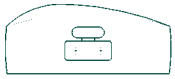

Mesial/Distal
Centered



Occlusal/Gingival
Center of hook is centered occlusal-gingivally.

Buttons

Mesial/Distal Positioning
On all molars with buccal attachment: button bisects mesial cusp. On G.P. molars, without buccal attachment: button is centered mesio-distally. Also applies to upper 2nd molars with or without buccal attachment.



Occlusal/Gingival Positioning
Welding flange is .020 in. (.51 mm) from occlusal edge of band.

Hi-Profile Cleats

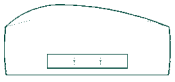

Mesial/Distal Positioning
On all molars with buccal attachments: cleat bisects mesial cusp. On G.P. molars, without buccal attachment: button is centered mesio-distally. Also applies to upper 2nd molars with or without buccal attachment.



Occlusal/Gingival Positioning
Welding flange is .020 in. (.51 mm) from occlusal edge of band.

Low-Profile Cleats

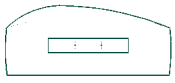

Mesial/Distal Positioning
Centered



Occlusal/Gingival Positioning
Centered

Ball Hook

Mesial/Distal
Mesial edge of flange centered mesio-distally; ball toward distal.



Occlusal/Gingival
Centered

Level Anchorage™ System Attachments
Specifications vary somewhat from standard positioning. Please refer questions regarding Level Anchorage System specifications to your Solventum Customer Service.

Table of Contents

Section 7 – Table of Contents

Orthodontic Hand Instruments 7.2

Cutters 7.4

Orthodontic Hand Instruments Fixed Appliance Removing Instruments 7.5

Positioning Instruments 7.5

Self-Ligating Bracket Hand Instruments 7.6

Lingual Instruments 7.7

Hinged Instruments 7.9

Ligating Instruments 7.9

Miscellaneous Hand Instruments 7.10

Orthodontic Hand Instruments

Weingart Utility Pliers

Versatile pliers with serrated grip surfaces. Securely holds wire or auxiliary at any convenient working angle. Rounded surfaces for patient comfort.

900-700

How Utility Pliers

Matching serrated tips. Grip surfaces securely hold wire or auxiliary at any convenient working angle. Rounded beaks for patient comfort.

900-701

Three-Jaw Wire Bending Pliers

Consistent bends are assured with precision-aligned tips. The two-beak jaw is made of a one-piece construction.

900-705

Omega Loop Forming Pliers

Make uniform Omega loops in square and rectangular wires. One-piece tip construction with serrated concave beak. Three-tier tip has 1.7 mm, 2.1 mm, and 2.6 mm diameters.

900-707

Bird Beak Pliers

Round and pyramid beaks are tapered to a fine tip for precise bends.

900-709

Tweed Loop Forming Pliers

Facilitates the making of Omega, “Bull” and closing loops. Tapered round tip opposite concave beak.

900-720

Arch Bending Pliers

Provides efficient handling, bending, and torquing of square and rectangular wires.

900-721

Orthodontic Hand Instruments

Weingart Utility Pliers

"Sure-grip" precision-matched serrated pads. Outer surface of beaks are carefully rounded for safety and comfort to lips and intraoral tissue.

900-735 Slimnose Weingart Utility Pliers, smaller tips for better intraoral accessibility.

See **801-700** Weingart Utility Pliers

How Utility Offset Pliers

(Offset/Regular Tip)
Similar to the 900-701 plier, except tips are offset at 45° angle to facilitate posterior intraoral applications.

900-702

See **801-701** How Utility Pliers

Tweed Rectangular Arch-Forming Pliers

For rectangular and square wires. Gripping surfaces are precision machined to hold wire at right angle without slipping. Blades are .070 in. (1.78 mm). **Maximum wire size .021 x .025 in.**

900-703

Lingual Lock-Forming Pliers

Forms terminal double-back bends in either .030 in. or .036 in. maximum lingual arches.

900-706

Jarabak Pliers

For precise bending of lighter wires. Precision-aligned grooves with serrated tips in both beaks assure accurate bending of closing loops. **Maximum wire size .016 in. diameter.**

900-704

Light Wire Bird Beak Pliers

Beaks are gradually tapered to bend small diameter loops. **Maximum wire size .016 in. diameter.**

900-710

See **801-709** Bird Beak Pliers

Band Seating Pliers

Square, tapered, serrated tips grip prewelded bracket wings securely while fitting bands.

900-711

Hollow Chop Pliers

Convex/concave beaks are .300 in. (7.61 mm) wide. Ideal for reshaping and contouring Nitinol wire and arches. **Maximum wire size .021 x .025 in. & .020 in. diameter.**

900-716

Cutters

Universal Cutter

(Safety Hold)
Holds loose distal ends. Shear-cuts hard wire. **Cut and hold capacity: Maximum .021 x .025 in. Nitinol, Braided and minimum .012 in. Nitinol.**

900-756

900-757 Long Handle

End Cutter

(Distal)
72° angle for very close cut to buccal tube. **Cutting capacity: Maximum .021 x .025 in.** Hi-T™ and Nitinol; minimum .016 x .016 in. Braided and .016 in. diameter Nitinol.

900-750

Hard Wire Cutter

15° cutting angle. New specially designed, diamond-honed to cut hard wire. Precision-machined joint. **Cutting capacity: Maximum hard wire up to .021 x .025 in.**
Hi-T and Nitinol; minimum .010 in. diameter Hi-T.

900-751

Wire Cutter

Similar to 900-751 straight cutting jaws. **Cutting capacity: Maximum archwires up to .021 x .025 in.** Hi-T and Nitinol; minimum .010 in. diameter Hi-T.

900-752

Pin and Ligature Cutter

Straight-back designed to cut soft wires. Sharp pointed diamond-honed tips to cut ligature wire at very point of cutter blades. **Cutting capacity: Maximum soft wire up to .014 in. diameter.**

900-753

Miniature Pin and Ligature Cutter

Tips for finite cutting of ligature wires. **Cutting capacity: Maximum soft wire up to .012 in. diameter.**

900-754

Micro-Miniature Pin and Ligature Cutter

Sharp pointed diamond-honed tips to cut ligature wire at very point of cutter blades. Cutting capacity: Maximum soft ligature up to .010 in. diameter.

900-755

Warning: Before cutting wire in the mouth with any non-safety hold cutter, place a gauze pad or cotton roll next to the wire end to catch wire fragments.

Do not over-stress instruments as instrument may break if over-stressed. Observe maximum capacity listed for the instrument.

Orthodontic Hand Instruments

Fixed Appliance Removing Instruments

Universal Separating Pliers

Lightweight stainless steel pliers provide easy access to difficult-to-reach areas. Features spring-back action.

800-734

Convertible Cap Removing Pliers

Precision pliers use reciprocal action to shear off the temporary cap of a convertible first molar tube.

805-035

Replacement Tips 5/pk

805-036

Debonding Instrument

Debonding tool designed for the removal of traditional Non Self-Ligating Metal and Ceramic Bracket Systems. The positioning ledge is not used in debonding metal brackets; refer to the Debonding Instrument Technique Guide for additional information.

900-850

Positioning Instruments

Bracket Positioning Gauges

Precision machined handles, color coded size, establishes proper bracket height, measured from bracket slot to inclusal/occlusal surface of tooth.

900-836 Positioning Gauge One (2.0–2.5 mm)
900-837 Positioning Gauge Two (3.0–3.5 mm)
900-838 Positioning Gauge Three (4.0–4.5 mm)
900-839 Positioning Gauge Four (5.0–5.5 mm)
900-840 Positioning Gauge Five (6.0–6.5 mm)
900-841 Set of four Gauges (One–Four)

MBT™ Versatile+ Appliance System

Self-Ligating Bracket Hand Instruments

Debonding Instrument

This Debonding Instrument is for the Clarity™ Ultra Self-Ligating Bracket system.

804-175

SmartClip™ Appliance Wire Disengagement Instrument

Archwires are removed from Clarity™ SL Self-Ligating Brackets or SmartClip™ Self-Ligating Brackets by sliding the instrument's hooks beneath the archwire and lifting it away from the bracket with a squeeze.

804-160

804-161 Slide Reorder Pack

804-162 Hook Insert Replacement

Self-Ligating Bracket Debonding Instrument

Distinguished debonding tool designed for the Self-Ligating Bracket System: SmartClip Self-Ligating Brackets. Also recommended for Clarity™ Advanced Ceramic Brackets. May be used with or without the archwire engaged in the bracket slot.

804-170

Open-Close Instrument

Open-Close instrument for Clarity™ Ultra Self-Ligating Brackets.

804-155

Bracket Placement Instrument

Stainless Steel Reverse Action Tweezer/ Instrument designed with Self-Ligating brackets in mind. The downward slope of the forearm improves operator visibility while placing the bracket onto the tooth. The instrument is constructed with a convex reverse end that can be used to seat brackets, the slender tips and concave undercarriage allow easy bracket removal from the APC™ Adhesive blister.

804-171

Lingual Instruments

Lingual Weingart Utility Pliers with 60° Bend

Have tips angled at 60° for easy access to the lingual arch. The fine tapered tips help make working in the limited space easier, and the tip serrations provide a secure grip on the wire. The tips are rounded for patient comfort and safety.

803-530

Lingual Cinch Back Pliers

Used to make a 90° wire bend distal to the buccal tube. Long handles assure convenient access to the area with patient comfort, while serrated tips hold the wire firmly.

For use with nitinol wires .012 - .018" (.30 - .46 mm).

803-531

Lingual Anterior Debonding Pliers

With an enhanced gripping surface for security and a functional ergonomic design, the debonding pliers make the bracket debonding step easier. These pliers accommodate the custom bases of the Incognito™ Appliance System Brackets.

803-532

Lingual Detailing Pliers

Enables .75 mm 1st and 2nd order bends intraorally without having to remove the archwire. The double-sided head is designed to work interproximally, even where space is limited.

Maximum wire size: .018 x .018" (.46 x .46 mm)

803-535

Lingual Light Wire Flush Cut Distal End Cutter

Gives a flush cut to the wire at the distal end of the terminal tube, reducing the possibility of patient discomfort from archwire protrusion. The safety hold feature secures the loose wire after the archwire is cut. Tips are made of Tungsten Carbide for durability.

Minimum wire cutting capacity: .012" (.30 mm).

Maximum wire cutting capacity: .016 x .025" (.41 x .64 mm)

803-550

Lingual Heavy Wire Flush Cut Distal End Cutter

Gives a flush cut to the wire at the distal end of the terminal tube. These pliers are designed for larger wires, and tips are made of Tungsten Carbide for durability. The safety hold feature secures the loose wire after the archwire is cut.

Minimum wire cutting capacity: .016" (.41 mm)

Maximum wire cutting capacity: .021 x .025" (.55 x .64 mm)

803-551

Lingual Instruments

Lingual Distal End Cutter

Used for a wide range of wire sizes. It features long handles and a narrow design, with cutting tips made of Tungsten Carbide for durability. A clean square end cut reduces deburring, and the safety hold feature secures the loose wire after the archwire is cut.

Minimum wire cutting capacity: .012" (.30 mm)

Maximum wire cutting capacity: .018 x .025" (.46 x .64 mm)

803-552

Lingual Straight Ligature Cutter

Light duty cutter specifically for soft wires and elastics. Small and narrow in design, the sharp pointed tips can reach into tight and difficult to reach areas. Tips are made of Tungsten Carbide for durability.

Maximum wire cutting capacity: .012" (.30 mm)

803-553



Lingual Straight Mathieu Pliers

Have fine straight tips for archwire insertion and elastomeric ligature placement.

803-570



Lingual Curved Mathieu Pliers

Feature fine curved tips for archwire insertion and elastomeric ligature placement on lingual brackets.

803-571

Lingual Bracket Placement Tweezer

A reverse action instrument used for the placement of lingual brackets, bondable tubes and attachments. The curved design allows easier viewing of the placement area.

803-572

Lingual Straight Mosquito Forceps

Feature fine serrated tips with positive locking to ensure consistent performance for elastomeric ligature placement on lingual brackets.

803-573

Lingual Director

The double-ended instrument aids in seating the archwire and is used for tucking ligatures after placement.

803-580

Lingual Short Probe

Used for the removal of elastomeric ligatures, and excess adhesive around brackets. It can also aid during bracket positioning.

803-581

Hinged Instruments

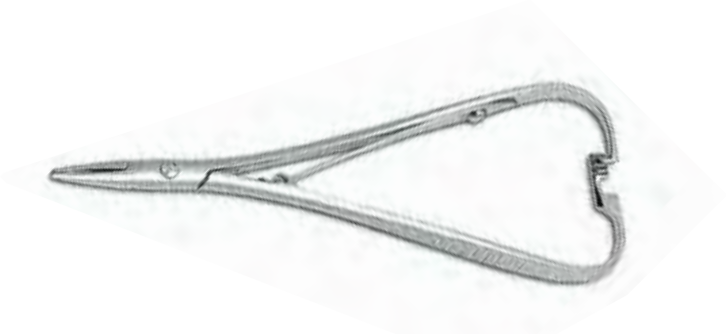

Deluxe AlastiK™ Force Modules Needle Holder

Miniature needle holder with ultra-fine tips to facilitate application of AlastiK Modules. Not for use with metal ligatures.

500-081

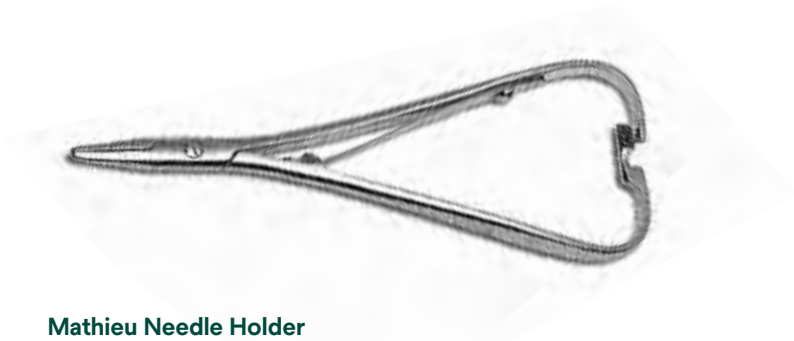

Mathieu Needle Holder

A precision stainless steel ligating instrument with fine, serrated tips and a quick-release positive locking mechanism on the rear of the handles. A free-sliding leaf spring on the inner surface opens the beaks when the lock is released. Very useful for placing AlastiK Force Modules. Can also be used with metal ligatures.

500-083

Ligating Instruments

Double-Ended Ligature Director

Features a straight, notched tip at one end for use on anterior brackets, and an angled, notched tip at other end for easier access to posterior brackets.

803-007

Double-Ended Dual Purpose Instrument

Combines offset taper for removing AlastiK™ Ligatures on one end and an angled notch ligature director on the other end to facilitate AlastiK module placement in hard to reach places.

900-815

Single-Ended Ligature Director

Made from stainless steel with a small, thin, serrated tip for tucking in ligature pigtails.

803-003

Miscellaneous Hand Instruments

Molar Band Seater

Features a hardened, colbalt-based alloy tip embedded in a molded handle which serves as a bite stick. The serrated, triangular tip allows better interproximal access with a positive grip.

811-001

Lightweight Band Seater and Pusher

A well-balanced, hollow-handled, stainless steel instrument with angled, serrated tip to assure a positive grip on band edges and seating lugs.

900-832

Sickle-Style Cement Remover and Bracket Positioner

Double-ended instrument with curved, tapered tip with sharpened inside radii, other tip flat serrated to push bracket. Designed for placing bracket and removing direct bonding adhesives.

900-822

Table of Contents

Section 8 – Table of Contents

APC™ Flash-Free Adhesive Coated Appliance System 8.2
Etching the Tooth Surface 8.4
Miscellaneous Products 8.4
Priming Teeth Prior to Light Cure Applications 8.5
Transbond™ Plus Self Etching Primer 8.5
Transbond™ MIP Moisture Insensitive Primer 8.5
Transbond™ XT Primer 8.5
Direct Bond Light Cure Adhesive 8.6
Transbond™ XT Light Cure Adhesive 8.6
Transbond™ PLUS Color Change Adhesive 8.7
Bonding Lingual Retainers 8.7
Transbond™ LR Light Cure Adhesive 8.7
Adhesives for Indirect Bonding Trays 8.8
Transbond™ Supreme LV Low Viscosity Light Cure Adhesive 8.8
Banding Adhesive/Cement 8.8
Transbond™ Plus Light Cure Band Adhesive 8.8
Multi-Cure Glass Ionomer Orthodontic Band Cement 8.8
Ortholux™ Luminous Curing Light 8.9
Clarity Attachment Material 8.10

APC™ Flash-Free
Adhesive Coated Appliance System

Simply a better way to bond.

Bonding is undergoing a revolution. And while the current system of adding adhesive to a bracket works fine, the APC™ Flash-Free Adhesive Coated Appliance System works even better—and faster. The system's next generation, resin-soaked nonwoven mat adheres to enamel for a better, reliable bond that also eliminates the process of flash removal.

At Solventum, we think it's time to leave flash behind. We used proven Solventum technologies to develop APC Flash-Free Adhesive—the most efficient bonding system in orthodontics. Our innovative design creates a unique adhesive bonding substrate on the base of each bracket.

APC Flash-Free adhesive coated brackets have shown an average bond failure rate of less than two percent in the first ninety days of bonding.*

APC Flash-Free Adhesive is available on five appliance choices for complete 7×7 bonding and is compatible with both metal and ceramic brackets.

Saves Time and Cost

- Faster and more efficient bonding than non-precoated brackets.
- Eliminates the flash removal step from bonding.
- Simple, easy clean-up at debonding.

Superior Bonding Efficiency

- Bond time is reduced up to 40% per bracket.
- No flash removal reduces accidental bracket movement after positioning, reducing the need to reposition.
- Protects tooth enamel under adhesive.

For more information contact your Solventum Representative today.

*Solventum data on file.

Proven technology. Superior performance.

Powered by Solventum science, APC Flash-Free Adhesive leverages several of the highly advanced Solventum Technology Platforms such as nanotechnology, adhesives and nonwoven materials. The result is a revolutionary way to bond orthodontic appliances that eliminates the many challenges of bonding with flash.



Bonding reliability without flash removal. Orthodontic appliances bonded using APC Flash-Free Adhesive have reliable bond strength that's comparable to Transbond™ XT Adhesive and APC™ II Adhesive while eliminating challenging and time-consuming flash removal.

The difference is the fibers. Minimal bracket drift occurs after initial placement because of the adhesive bond provided by nonwoven materials. A web of micron-sized polypropylene fibers provide the necessary thickness and loft needed for a reliable bond.

A smooth, even and hygienic seal. The pre-coated resin forms a smooth meniscus around the bracket base. This creates an even seal and protects the enamel under the surface of the bracket from acid erosion caused by microleakage.

APC Flash-Free Adhesive is available with:

Clarity™ Ultra Self-Ligating Brackets

Clarity™ Advanced Ceramic Brackets

SmartClip™ SL3 Self-Ligating Brackets

Victory Series™ Low Profile Brackets

Victory Series™ Superior Fit Buccal Tubes

APC Flash-Free Adhesive

Traditional paste adhesives require flash cleanup which can leave uneven excess adhesive or undercuts around the edges of brackets, allowing a surface area for food particles to accumulate or plaque to form. Our APC Flash-Free Adhesive forms a smooth meniscus when the adhesive coated bracket is seated, which seals the tooth surface around the edges of the bracket.

Etching the Tooth Surface

Tooth Preparation

Etching Gel System
(Blue Tint)
(35% Phosphoric Acid)
2 gel etch syringes (3.5 g each)
20 disposable metal dispensing tips
712-044

Disposable Metal Dispensing Tips
20/pk
712-045

Brush Holder
4/pk
704-046

Etching Gel
(Blue Tint)
35% phosphoric acid
9 ml bottle
704-060

Miscellaneous Products

Bonding Prep Trays
25/pk tacky surface in well
709-029

100/pk tacky surface in well
709-019

Ortho Laboratory Adhesive for Indirect Bonding
3 syringe/pk
704-050

Dispensing Items
Mixing Pad 3" x 2½"
5/pk
704-030

Disposable Spatulas
100/pk
704-045

Priming Teeth Prior to Light Cure Applications

Transbond™ Plus Self Etching Primer

Easy-to-use Transbond Plus Self Etching Primer lets you etch and prime enamel in one simple step. A single-patient use foil pack contains pre-measured etchant and light cure primer that are applied together using a disposable applicator included with each pack. Works in both moist and dry environments with outstanding bond strength when used with moisture tolerant adhesives. Each unit contains enough primer for a complete arch. Use with light cure adhesives.

100 unit box
712-090

20 unit box
712-091

Standard Applicators (100/pk)
712-092

Easy Roller (1 each)
712-093

Transbond™ MIP Moisture Insensitive Primer

- Moisture tolerant primer bonds in moisture (water or saliva) without compromising bond strength with a single coat over contaminated tooth surface when used with moisture tolerant adhesives
- Compatible with all Solventum light cure adhesives

Transbond MIP Moisture Insensitive Primer Introductory Kit
6 ml Transbond MIP primer
1 light sensitive well
20 disposable wells
1 brush holder
60 brush tips
712-021

Transbond MIP Primer Bottle
6 ml
712-025

Disposable Wells
96/pk
712-023

Light Sensitive Wells
4/pk
712-022

Brush Holders
4/pk
704-046

Transbond™ XT Primer

- Requires only a thin, uniform film on each tooth
- Serves as a wetting agent

Transbond XT Primer Bottle
6 ml
712-034

Direct Bond Light Cure Adhesive

Transbond™ XT Light Cure Adhesive

Command Cure
- Quick ceramic/metal bracket cure

Extended Working Time
- Allows precise bracket placement

Immediate Bond Strength
- Allows archwire to be tied in immediately following cure

Versatile
- Saves time for rebonds
- Efficient bonding of ceramic and metal brackets

Excellent Handling Properties
- No bracket drift
- Easy flash clean-up

Transbond XT Light Cure Adhesive Kit in Capsules
25 capsules (0.2 g each)
6 ml Transbond XT primer
1 adhesive dispensing gun
1 brush holder
60 brush tips
712-030

Transbond XT Adhesive in Capsules
25 capsules (0.2 g each)
712-031

Adhesive Dispensing Gun
712-032

Transbond XT Light Cure Adhesive Kit in Syringes
2 syringes (4 g each)
6 ml Transbond XT primer
1 brush holder
60 brush tips
712-035

Transbond XT Adhesive in Syringes
4 syringes (4 g each)
712-036

Transbond XT Primer Bottle
6 ml
712-034

Transbond XT Adhesive Syringe Sample
2 syringes (4 g each)
712-066

Direct Bond Light Cure Adhesive

Transbond™ PLUS Color Change Adhesive

Moisture Tolerant
- Reliable bond in moist field when used with moisture tolerant primers

Color Changing
- Easier flash clean-up
- Better bracket reference

Versatile
- Bonds ceramic and metal brackets
- Available in syringes and capsules

Transbond PLUS Color Change Adhesive in Syringes
2 ea. syringes (4 g each)
712-101

Transbond PLUS Color Change Adhesive in Capsules
25 ea. capsules (0.2 g each)
1 Adhesive Dispensing Gun
712-102

Syringe Refill
4 ea. syringes
(4 g each)
712-103

Capsule Refill
25 ea. capsules (0.2 g each)
712-104

Syringe Sample
1 ea. syringe (4 g each)
712-105

Capsule Sample
2 ea. capsules (0.2 g each)
712-106

Capsule Kit with Transbond™ Plus Self Etching Primer
(712-102 plus 712-091)
712-108

Syringe Kit with Transbond Plus Self Etching Primer
(712-101 plus 712-091)
712-107

Bonding Lingual Retainers

Transbond™ LR Light Cure Adhesive

Light cure adhesive designed specifically for bonding lingual retainers. Optimized viscosity with softer consistency than Transbond XT Adhesive.

Transbond LR Capsule Kit
25 capsules (0.2 g each)
6 ml Transbond XT primer
1 adhesive dispensing gun
1 brush holder
60 brush tips
712-033

Transbond LR Capsules
25 capsules (0.2 g each)
712-038

Adhesive Dispensing Gun
712-032

AlastiK™ EZ3 Holder
Holds lingual retainer wire securely in place during bonding
10/pk
406-044

Adhesives for Indirect Bonding Trays

Transbond™ Supreme LV Low Viscosity Light Cure Adhesive

- On-demand flowable characteristics
- Indirect bonding or direct light cure applications
- Nanofillers for excellent strength, flow and wear properties
- Efficient, low-waste syringe dispenser
- Compatible with all Solventum primers

Transbond Supreme LV Adhesive Kit
2 syringes (2 g each)
20 tips
712-046

Tips
20/pk
712-045

Banding Adhesive/Cement

Transbond™ Plus Light Cure Band Adhesive

- Single paste for easy dispensing
- Blue color for initial and final clean-up
- No-mix band adhesive

Transbond Plus Light Cure Band Adhesive Kit
5 ea. syringe (4 g each)
2 boxes disposable tips (box of 25)
712-080

Transbond Plus Light Cure Band Adhesive Introductory Kit
1 ea. syringe (4 g each)
10 ea. disposable tips
712-081

Transbond Plus Adhesive Disposable Tips
25 ea. disposable tips
712-082

Multi-Cure Glass Ionomer Orthodontic Band Cement

- Light cure or self cure
- Blue tint for easy initial clean-up
- Achieve adequate initial strength with light application
- Band under moist conditions

Multi-Cure Glass Ionomer Band Cement Kit
35 g powder
25 g liquid
1 dispensing spoon
2 mixing pads
3" x 2½"
712-050

Powder Bottle
35 g
712-051

Liquid Bottle
25 g
712-052

Dispensing Spoon
712-053

Mixing Pad
(3" x 2½")
5/pk
704-030

Ortholux™ Luminous Curing Light

The Ortholux Luminous Curing Light redefines efficiency and performance in orthodontic curing with a versatile, ergonomic design and the latest in high-power LED technology, utilizing an optimized fiber optic light guide to achieve outputs of 1600 mW/cm².

- One piece, stainless steel, pen-shaped, cordless handpiece
- 3 second curing for ceramic brackets
- High intensity 1600 mW/cm² blue LED
- Built-in light meter
- Rechargeable Lithium ion battery

Ortholux Luminous Curing Light Kit
704-460 (US/Japan) 120V
704-450 (Europe) 230V
704-451 (UK) 230V
704-462 (AUS/NZ) 230V

Ortholux Luminous Curing Light Replacement Parts



704-455 Rechargeable Battery

704-456 Light Guide

704-457 Eye Shield

S0360X Curing Light Glasses

Appliance	Adhesive	Ortholux Luminous Curing Light
Metal Brackets	APC™ Flash-Free Adhesive Coated Brackets	6 seconds mesial x 6 seconds distal
Ceramic Brackets		3 seconds mesial x 3 seconds distal
Buccal Tubes (direct bond)		6 seconds mesial x 6 seconds occlusal
Metal Brackets	Transbond XT Adhesive Transbond PLUS Color Change Adhesive APC™ II Adhesive Coated Brackets APC™ PLUS Adhesive Coated Brackets	3 seconds mesial x 3 seconds distal
Ceramic Brackets		3 seconds through the bracket
Buccal Tubes (direct bond)		6 seconds mesial x 6 seconds occlusal
Lingual Retainers	Transbond LR Adhesive	3 seconds mesial x 3 seconds distal
Molar Bands	Transbond Plus Band Adhesive	12 seconds (3 seconds per cusp)
	Multi-Cure Glass Ionomer Band Cement	

Clarity™ Attachment Material

Meet a better material for esthetic, high-quality attachments

Experience the difference

It works with any aligner brand to create attachments with ease.

2 (2.0 g each) syringes + 20 tips
359-630

Tips 20/pk
359-632

Flowable, but performs like a paste
The material dispenses like a flowable while staying in place like a paste—no slump or runniness.

Virtually bubble-free
The proprietary syringe design dispenses material with virtually no bubbles, reducing the risk of attachment fractures, chipping or food entrapment.

Stain resistant
Designed to provide superior stain resistance from food and beverages, maintaining an excellent esthetic appearance.

Ergonomic and precise
The proprietary syringe design supports greater accuracy, control and precision for optimal handling while eliminating waste.

Durable
Nano-filled material ensures long-term durability to maintain the attachments' shape integrity.

Table of Contents

Section 9 – Table of Contents

Archwire Products

Archwire Introduction 9.2
Tandem Archwires 9.5
Nitinol Heat-Activated Archwire 9.8
Nitinol Super-Elastic Archwire 9.9
Nitinol Classic Archwire 9.10
Beta III Titanium Archwire 9.11
Lateral Development Archwires 9.12
Permachrome Resilient Archwire 9.14
Permachrome Standard Archwire 9.15
Permachrome Posted Archwire 9.16
Stainless Steel Straight Lengths 9.17
Multi-Strand Archwire 9.18
Ligature Wire and Tie Hooks 9.19
Retainer Wire 9.20
Clasps 9.21
Archwire Accessories 9.21

Intraoral Products

Forsus™ Class II Correctors 9.22
Forsus™ Fatigue Resistant Device 9.23
Auxiliary Products 9.24
AlastiK™ Force Products 9.24
AlastiK™ Easy-To-Tie Ligatures 9.24
A Modules 9.25
Mini-StiK™ System 9.25
QuiK-StiK™ 9.26
Loose Modules 9.26
B Modules 9.26
C Modules 9.27
Precut C Module Chains 9.27
Continuous C Module Chain Reel 9.27
Continuous Chains Bobbin 9.28
Elastomeric Ligature with Guard 9.28
Separator Modules 9.29
S Moduless 9.29
Loose S Modules 9.29
QuiK-StiK™ S Modules 9.29
K Modules 9.30
KX Modules 9.30
Rotation Wedge 9.31
Action Line 9.31
EZ3 Holder 9.31
People Pack Intraoral Elastics 9.32
Archwire Hooks and Stops 9.33
Adjustable Sliding Yoke 9.33
Gurin Auxiliaries 9.34
Nitinol Coil Springs 9.35
Retraction Springs 9.36
T Springs 9.37
Rotation Springs 9.37
Preformed Lingual Arches 9.38
Expansion Screws 9.39

Prevention

Clinpro™ 5000 1.1% Sodium Fluoride Anti-Cavity Toothpaste 9.40
Vanish™ XT Extended Contact Varnish 9.41
Clinpro Clear 9.42

Extraoral Products

Series 5 Facebows 9.43
Friction-Stop Adjustable Facebows 9.46
Facebow Accessories 9.46

Miscellaneous

Typodonts 9.47
Retainer and Aligners Carry Cases 9.47
APC™ Adhesive Coated Appliance System Accessories 9.48
Banding Accessories 9.49
Arch Symmetry Aids 9.49
Clarity™ Products 9.50

Solventum pioneered the use of nickel-titanium into orthodontists' wire progression plans. Today we offer three variations of Nitinol, three variations of stainless steel and Beta III Titanium – the happy medium between nickel-titanium and stainless steel.

Strict controls over archwire dimensions, visual appearance and mechanical properties assure the highest quality in the arch form, the force levels generated, and the malleability of the wire alloy.

Archwire Introduction

Many orthodontists state that archwire selection is more important when working with a self-ligating appliance than with a traditional appliance. Of significant importance are the force profiles, dimensional integrity and arch form availability of the archwires.

Force Profiles

When working in a low friction environment it is important to select archwires that deliver minimal, consistent and predictable force levels. For this reason, Solventum has designed archwires in a variety of materials and sizes to offer a large range of force profiles.

Dimensional Integrity

In a self-ligating system where ligatures are not actively seating the archwire, dimensional consistency is essential for the archwire to predictably express torquing, rotating and tipping movements. All Solventum square and rectangle archwires are engineered to have precise corner radii that deliver predictable torque control. Solventum archwires are available in a range of dimensions and include Hybrid and Dimpled options.

Arch Forms

A critical part of successful treatment is having an archwire that predictably develops the arch form best suited for each patient. Solventum provides three OrthoForm™ Arch Forms – Tapered, Square, and Ovoid – that offer the diversity needed to fit the range of arch forms among orthodontic cases.

Solventum also offers a large variety of wire auxiliaries to allow you to best treat your patients.

Simplified Archwire Sequence For Self-Ligating Appliances

Note: There are many variations to this basic sequence that can be used. Archwire sequence should always be modified to best treat each individual case. Hybrid rectangular arches can be substituted depending on torque requirements.

Treatment Phase	.018 Slot	.022 Slot
Initial Phase Getting Organized • leveling • aligning Necessary Wire Criteria • low forces • low modulus • low friction	**Nitinol Classic .012** **Nitinol SE or HA .014**	**Nitinol Classic .012** **Nitinol SE or HA .014** **Nitinol HA .016**
Intermediate Phase Working the Big Picture • arch form correction • occlusal plane leveling • rotating • tipping Necessary Wire Criteria • medium forces • medium working range • medium modulus • medium malleability • low friction	**Nitinol SE or HA .014 with Nitinol SE .014 tandem** **Nitinol SE or HA .018** **Nitinol HA .016 x .025**	**Nitinol SE or HA .014 with Nitinol SE .014 or .016 tandem** **Nitinol SE or HA .020** **Nitinol HA .016 x .025**
Finishing Phase Getting Down to Details • vertical detailing • space closure • refine interdigitation • retention Necessary Wire Criteria • medium forces • short working range • high modulus • high malleability	**Beta III Titanium (non-extraction) .016 x .025 .017 x .025** **Permachrome Resilient (extraction) .016 x .025 .017 x .025** **Braided .017 x .025**	**Beta III Titanium (non-extraction) .019 x .025** **Permachrome Resilient (extraction) .019 x .025** **Braided .019 x .025**

Arch Form

Changes to arch form during treatment may result in instability and subsequent relapse, which can contradict this search for the ideal arch form. There is an awareness that a great deal of variation exists from one human arch form to another. With this in mind, Solventum provides three distinct arch forms that reconcile the variation in anterior curvature, inter-cuspid width, inter-molar width and the curvature from the cuspid to the second molars.

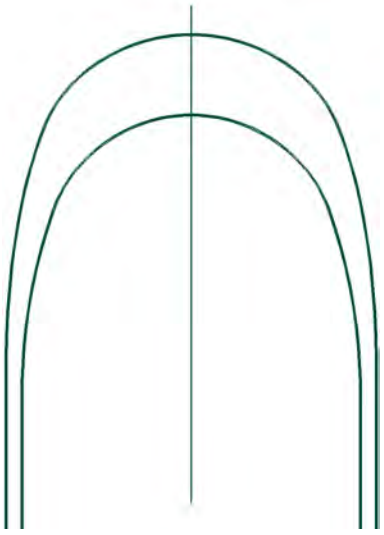

OrthoForm™ II Square

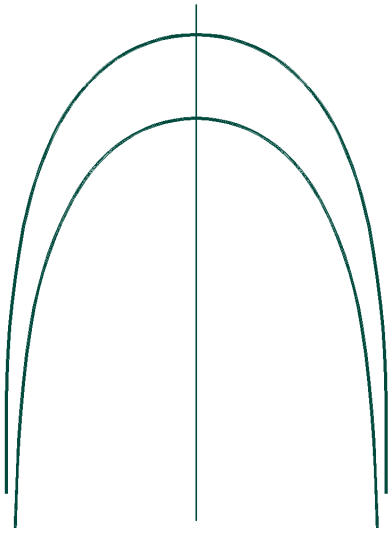

OrthoForm™ III Ovoid

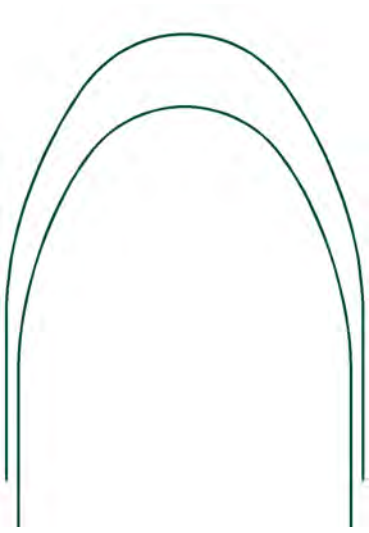

10/pk unit of use

Malleability

How easily a wire bends and how well it maintains the bends placed by the orthodontist are important criteria for choosing the correct archwire material. Malleability (or bendability) is almost the opposite of elasticity. Springy metals are difficult to bend, but wires that bend easily have minimal elasticity. Below is a continuum of malleability* on a scale from one to ten, ten being the most bendable:

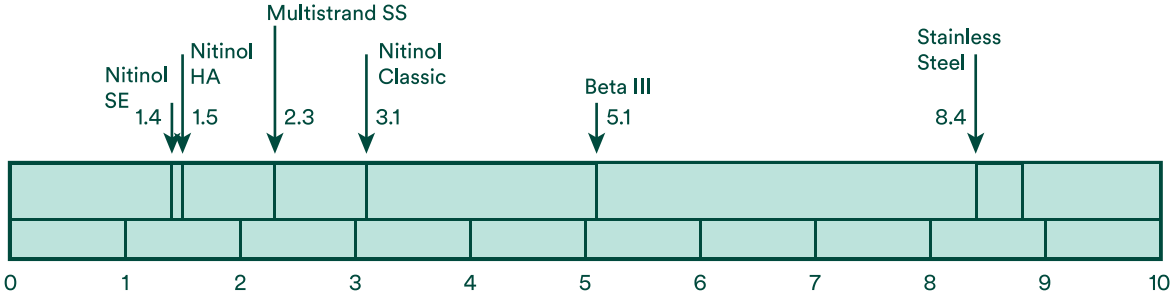

*Solventum data

Archwire

Tandem Archwires: Filling the Slot

Tandem archwires have shown to produce significant results in correcting rotations and creating leveling and alignment in SmartClip™ SL3.

In order to correct rotations and level and align the teeth early in treatment, the goal is to engage archwires that fill the horizontal plane and have a low unloading force. Using two flexible round archwires in tandem fills both the horizontal and vertical planes of the bracket slot. This configuration corrects and manages rotations while simultaneously correcting vertical discrepancies.

The tandem archwire should be inserted directly on top of the initial archwire used in treatment. There is no need to disengage the initial archwire, saving valuable chair time.

Tandem Archwire Combinations

Slot	Initial Archwire	Tandem Archwire
.018/.022	.012	.014
.018/.022	.014	.014
.022	.014	.016

The choice of tandem archwire combination depends on the slot size and degree of rotational deflection. In most cases, the .018 slot option will be the .014/.014 and the .022 slot will be the .014/.016 combination.

SmartClip™ Appliance Lower Anterior

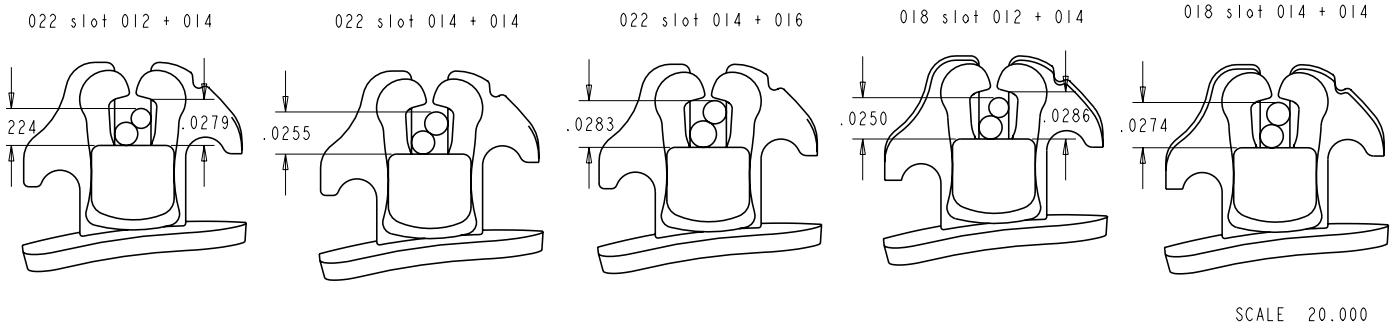

Force Levels

Force levels of archwires can be divided into two distinct categories. The engagement force, which is known as the loading force, that the practitioner feels while handling the wire and ligating it into the appliance. The working force, commonly referred to as the return or unloading force, is the force that moves the teeth and is the force that the patient feels.

Engagement Force

Below is a continuum that describes the range of engagement forces from one wire alloy to another.* In this continuum, the smaller the number, the lighter the engagement force.

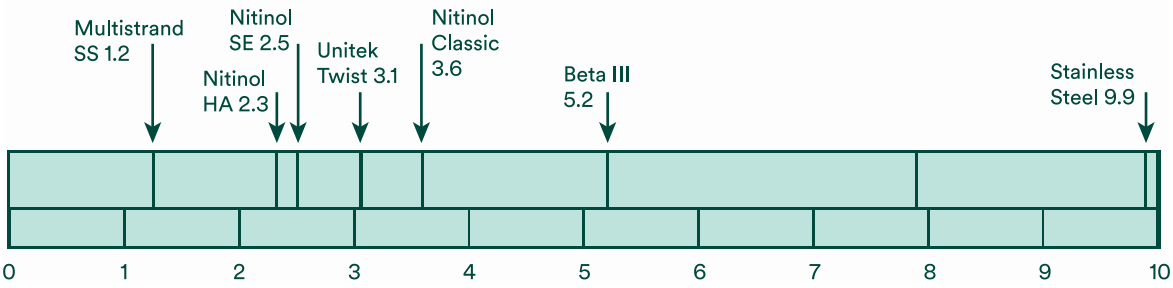

*Solventum data

Working Force

Below is an example of comparison working forces between different types of archwires. In it you will see the working force generated from 3 mm of deflection to zero for different wire families. This working force chart details .017 x .025 gingival/occlusal direction:

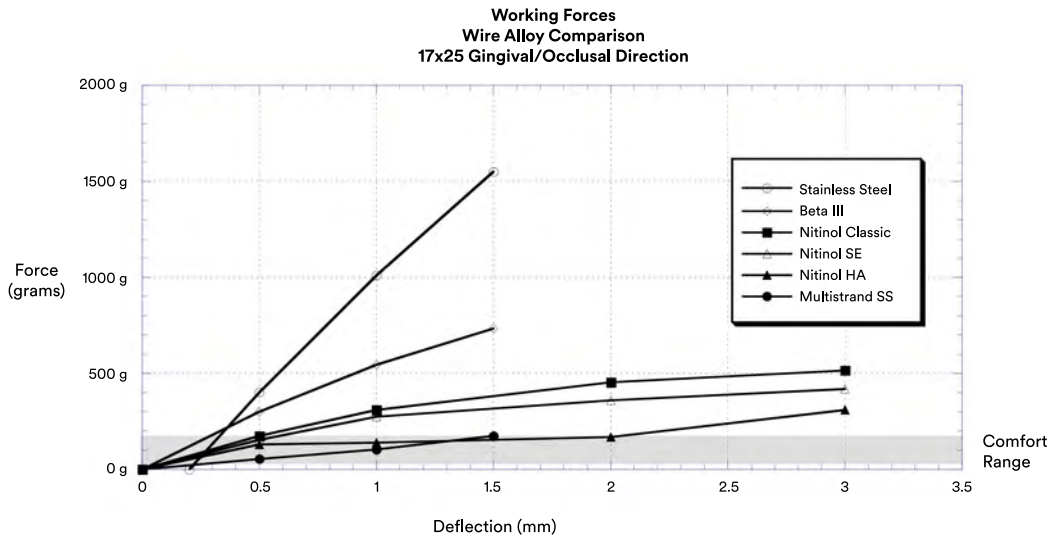

Archwire Analysis

Clearly your choices are numerous, and your orthodontic training and experience contribute to the overall list of criteria you use. In addition to reviewing the criteria listed in the preceding pages, Solventum consultative representatives can provide an analysis and may be able to recommend a new wire progression for improved efficiency in your treatment plans.

Treatment Phase	First Choice	Second Choice	Third Choice
Initial Phase Getting Organized • leveling • tipping • rotating Necessary Wire Criteria • low forces • long working range • low modulus • low friction	**Nitinol HA**	**Nitinol SE**	**Nitinol Classic**
Intermediate Phase Working the Big Picture • space closure • arch form correction • occlusal plane leveling Necessary Wire Criteria • medium forces • medium working range • medium modulus • medium malleability • low friction	**Nitinol Classic**	**Beta III Titanium**	**Permachrome Resilient**
Finishing Phase Getting Down to Details • vertical detailing • individual rotations • refine interdigitation • retention Necessary Wire Criteria • medium forces • short working range • high modulus • high malleability	**Beta III Titanium**	**Permachrome Resilient**	**Permachrome Standard**

Nitinol Heat-Activated Archwire

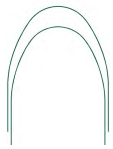

Dimension Inches	Dimension mm	OrthoForm™ II Square	OrthoForm™ III Ovoid	OrthoForm™ LA
Round				
Upper				
.014	.36	9296-609	9296-611	-
.016	.41	4296-985	4296-991	4296-979
.018	.46	4296-987	4296-993	-
.020	.51	-	4296-995	-
.0215	.55	9296-615	9296-617	-
Lower				
.014	.36	9296-610	9296-612	-
.016	.41	4296-986	4296-992	4296-980
.018	.46	4296-988	4296-994	-
.020	.51	-	4296-996	-
.0215	.55	9296-616	9296-618	-
Rectangular/Square				
Upper				
.014 x .025	.36 x .64	9296-633	9296-635	-
.016 x .022	.41 x .56	4297-973	4297-913	4297-981
.016 x .025	.41 x .64	9296-621	9296-623	-
.0175 x .0175	.44 x .44	4297-975	4297-911	4297-983
.017 x .025	.43 x .64	4297-991	4297-921	4297-995
.017 x .025	.43 x .64	9296-627	9296-629	-
.019 x .025	.48 x .64	4297-977	4297-919	-
.019 x .025	.48 x .64	9296-645	9296-647	-
.021 x .021	.53 x .53	4297-979	4297-917	-
.021 x .025	.53 x .64	4297-993	4297-923	-
.021 x .025	.53 x .64	-	9296-641	-
Lower				
.014 x .025	.36 x .64	9296-634	9296-636	-
.016 x .022	.41 x .56	4297-974	4297-914	4297-982
.016 x .025	.41 x .64	9296-622	9296-624	-
.0175 x .0175	.44 x .44	4297-976	4297-912	4297-984
.017 x .025	.43 x .64	4297-992	4297-922	4297-996
.017 x .025	.43 x .64	9296-628	9296-630	-
.019 x .025	.48 x .64	4297-978	4297-920	-
.019 x .025	.48 x .64	9296-646	9296-648	-
.021 x .021	.53 x .53	4297-980	4297-918	-
.021 x .025	.53 x .64	4297-994	4297-924	-
.021 x .025	.53 x .64	-	9296-642	-

*Hybrid

Nitinol Heat-Activated is a thermally activated super-elastic archwire. It is the easiest of Nitinol wires to engage, and it delivers light continuous forces that effectively move teeth with minimal discomfort to the patient.

- Can be cooled or chilled resulting in a softer, more pliable wire for easy engagement
- Provides light continuous forces
- Force activation occurs around body temperature
- Available in square sizes making it excellent for early torque control
- Good bend retention when bent in hot water
- 10/pk unit of use

Nitinol Super-Elastic Archwire

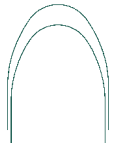

Dimension Inches	Dimension mm	OrthoForm™ II Square	OrthoForm™ III Ovoid	OrthoForm™ LA	Reverse Curve
Round					
Upper					
.014	.36	4296-805	4296-911	4296-813	-
.014 D**	.36	9296-805	9296-911	-	-
.016	.41	4296-807	4296-913	4296-815	296-821
.016 D**	.41	9296-807	9296-913	-	-
.018	.46	4296-809	4296-915	4296-817	296-823
.020	.51	4296-811	4296-917	-	297-871
Lower					
.014	.36	4296-806	4296-912	4296-814	-
.014 D**	.36	9296-806	9296-912	-	-
.016	.41	4296-808	4296-914	4296-816	296-822
.016 D**	.41	9296-808	9296-914	-	-
.018	.46	4296-810	4296-916	4296-818	296-824
.020	.51	4296-812	4296-918	-	297-872
Rectangular/Square					
Upper					
.014 x .025 D**	.36 x .64	9293-815	9293-817	-	-
.016 x .016	.41 x .41	4297-803	4297-951	4297-831	-
.016 x .022	.41 x .56	4297-801	4297-953	4297-833	297-821
.016 x .025	.41 x .64	-	-	-	297-869
.016 x .025 D**	.41 x .64	9293-851	9293-853	-	-
.017 x .025	.43 x .64	4297-807	4297-955	4297-835	297-823
.017 x .025 D**	.43 x .64	9297-807	9297-955	-	-
.017 x .025 H* D**	.43 x .64	9293-879	9293-881	-	-
.018 x .018	.46 x .46	4297-809	4297-957	-	-
.018 x .025	.46 x .64	4297-813	4297-959	-	-
.018 x .025 H*	.46 x .64	9293-905	9293-907	-	-
.019 x .025	.48 x .64	4297-815	4297-961	-	297-825
.019 x .025 H*	.48 x .64	9296-651	9296-653	-	-
.021 x .025	.53 x .64	4297-817	4297-963	-	297-827
.021 x .025 H*	.53 x .64	9293-933	9293-935	-	-
Lower					
.014 x .025 D**	.36 x .64	9293-816	9293-818	-	-
.016 x .016	.41 x .41	4297-804	4297-952	4297-832	-
.016 x .022	.41 x .56	4297-802	4297-954	4297-834	297-822
.016 x .025	.41 x .64	-	-	-	297-870
.016 x .025 D**	.41 x .64	9293-852	9293-854	-	-
.017 x .025	.43 x .64	4297-808	4297-956	4297-836	297-824
.017 x .025 D**	.43 x .64	9297-808	9297-956	-	-
.017 x .025 H* D**	.43 x .64	9293-880	9293-882	-	-
.018 x .018	.46 x .46	4297-810	4297-958	-	-
.018 x .025	.46 x .64	4297-814	4297-960	-	-
.018 x .025 H*	.46 x .64	9293-906	9293-908	-	-
.019 x .025	.48 x .64	4297-816	4297-962	-	297-826
.019 x .025 H*	.48 x .64	9296-652	9296-654	-	-
.021 x .025	.53 x .64	4297-818	4297-964	-	297-828
.021 x .025 H*	.53 x .64	9293-934	9293-936	-	-

*Hybrid **Dimpled

Nitinol Super-Elastic is easy to engage and maintains light continuous forces with a range between Nitinol Heat-Activated and Nitinol Classic.

- Provides light continuous forces
- Easy engagement characteristics
- Good early torque control
- 10/pk unit of use
- Available in Reverse Curve in folder pack of 10 wires

Nitinol Classic Archwire



Dimension Inches	Dimension mm	OrthoForm™ II Square	OrthoForm™ III Ovoid	OrthoForm™ LA	Standard
Round					
Upper					
.012	.30	9296-603	9296-605	-	4296-121
.014	.36	4296-405	4296-517	4296-307	4296-141
.014 D**	.36	9296-405	9296-517	-	-
.016	.41	4296-407	4296-519	4296-303	4296-161
.016 D**	.41	9296-407	9296-519	-	-
.018	.46	4296-409	4296-521	4296-315	4296-181
.020	.51	4296-411	4296-523	-	-
Lower					
.012	.30	9296-604	9296-606	-	4296-122
.014	.36	4296-406	4296-518	4296-308	4296-142
.014 D**	.36	9296-406	9296-518	-	-
.016	.41	4296-408	4296-520	4296-304	4296-162
.016 D**	.41	9296-408	9296-520	-	-
.018	.46	4296-410	4296-522	4296-316	4296-182
.020	.51	4296-412	4296-524	-	-
Rectangular/Square					
Upper					
.014 x .025 D**	.36 x .64	9293-821	9293-823	-	-
.016 x .016	.41 x .41	4297-701	4297-851	4297-601	-
.016 x .022	.41 x .56	4297-703	4297-853	4297-603	4297-171
.016 x .025 D**	.41 x .64	-	9293-859	-	-
.017 x .022	.43 x .56	4297-705	4297-855	-	-
.017 x .025	.43 x .64	4297-707	4297-857	4297-609	4297-281
.017 x .025 D**	.43 x .64	-	9297-857	-	-
.017 x .025 H* D**	.43 x .64	-	-	-	-
.018 x .018	.46 x .46	4297-709	4297-859	4297-613	4297-113
.018 x .022	.46 x .56	4297-711	4297-861	-	-
.018 x .025	.46 x .64	4297-713	4297-863	4297-615	4297-381
.018 x .025 H*	.46 x .64	-	-	-	-
.019 x .025	.48 x .64	4297-715	4297-865	4297-621	-
.019 x .025 H*	.48 x .64	9293-953	9293-955	-	-
.021 x .025	.53 x .64	4297-717	4297-867	-	-
Lower					
.014 x .025 D**	.36 x .64	9293-822	9293-824	-	-
.016 x .016	.41 x .41	4297-702	4297-852	4297-602	-
.016 x .022	.41 x .56	4297-704	4297-854	4297-604	4297-172
.016 x .025 D**	.41 x .64	-	9293-860	-	-
.017 x .022	.43 x .56	4297-706	4297-856	-	-
.017 x .025	.43 x .64	4297-708	4297-858	4297-610	4297-282
.017 x .025 D**	.43 x .64	-	9297-858	-	-
.017 x .025 H* D**	.43 x .64	-	-	-	-
.018 x .018	.46 x .46	4297-710	4297-860	4297-614	4297-114
.018 x .022	.46 x .56	4297-712	4297-862	-	-
.018 x .025	.46 x .64	4297-714	4297-864	4297-616	4297-382
.018 x .025 H*	.46 x .64	-	-	-	-
.019 x .025	.48 x .64	4297-716	4297-866	4297-622	-
.019 x .025 H*	.48 x .64	9293-954	9293-956	-	-
.021 x .025	.53 x .64	4297-718	4297-868	-	-

*Hybrid **Dimpled

Solventum pioneered nickel-titanium as an improved alternative to stainless steel in 1977. This "Classic" archwire continues to provide the linear elasticity and bendability of high strength steel and the elastic working range and lighter forces that only a nickel-titanium can deliver.

- Long working range
- 40% the forces of stainless steel
- 10/pk unit of use

Beta III Titanium Archwire

Dimension Inches	Dimension mm	OrthoForm™ II Square	OrthoForm™ III Ovoid
Rectangular/Square			
Upper			
016 x .022	.41 x .56	**4301-302**	**4301-304**
.016 x .025	.41 x .64	**4301-352**	**4301-354**
.0175 x .0175	.44 x .44	**4301-336**	**4301-338**
.017 x .025	.43 x .64	**4301-308**	**4301-310**
.019 x .025	.48 x .64	**4301-314**	**4301-316**
.021 x .025	.53 x .64	**4301-320**	**4301-322**
Lower			
.016 x .022	.41 x .56	**4301-303**	**4301-305**
.016 x .025	.41 x .64	**4301-353**	**4301-355**
.0175 x .0175	.44 x .44	**4301-337**	**4301-339**
.017 x .025	.43 x .64	**4301-309**	**4301-311**
.019 x .025	.48 x .64	**4301-315**	**4301-317**
.021 x .025	.53 x .64	**4301-321**	**4301-323**

Known as the “happy medium” between nickel-titanium and stainless steel, this archwire provides the extended working range of a titanium alloy and the bendability of stainless steel.

- Processed to reduce breakage
- Polished surface finish for improved sliding mechanics
- Tight corner radii specifications reducing torque loss, especially in final phase of treatment
- 10/pk unit of use

Lateral Development Archwire

Lateral Development can help achieve a Platinum Proportion smile, which is the esthetic result that occurs when properly selected archwires completely express the lateral dimension of the upper arch, creating a gradation that exceeds the traditional Golden Proportion.

Dr. Robert Waugh designed Lateral Development Archwires for treatment of patients with smaller tooth anatomy and/or spacing. After measuring all anterior teeth in his practice for over five years, he has crystallized a method to consistently deliver a predictable anterior display while idealizing functional coupling of anterior teeth.

A unique feature of the Lateral Development System is that the archwires have circular anterior contours available in three coordinating sizes with approximate radii of 28 mm, 26 mm and 24 mm. Each wire is specifically designed to align and display the upper anterior six teeth for a known range of mesial-distal tooth sizes. Now, patients with small, medium, and large teeth can achieve both a predictable esthetic display and coordinated occlusion.

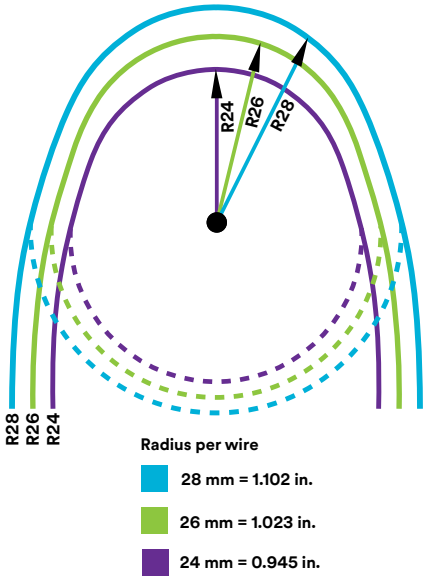

Simple Technique for Choosing the Right Arch Form

1. After initial alignment, total the collective mesio-distal widths of the upper anterior six teeth (rounded to nearest 1/10th of a millimeter).



This case displays a consolidated width of 44.8 mm, indicating consideration of arch forms R26 upper and R24 lower.

2. Using the reference diagram below, select the appropriate upper arch form radius for the patient's "Platinum Proportion" or gradation (R28, R26 or R24). Based on the upper arch form radius, select the appropriate lower archwire.

Tooth Size Range – Corresponding Arch Form Size

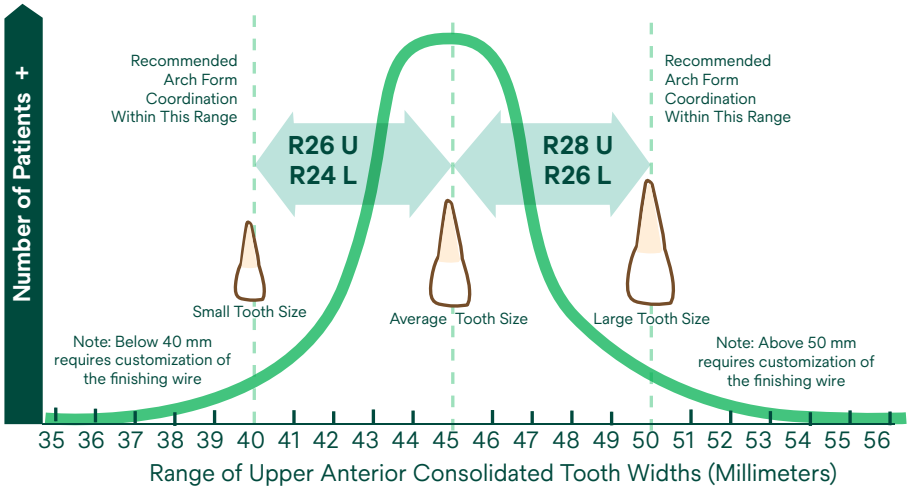

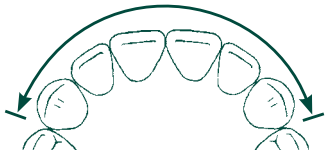

Consolidated width 3 2 1 | 1 2 3 indicates arch form size:

Less than 40 mm = Customize R24
40 mm - 45 mm = R26 Upper and R24 Lower
45 mm - 50 mm = R28 Upper and R26 Lower
More than 50 mm = Customize R28

Lateral Development Archwires

Dimension Inches	Dimension mm	R28		R26		R24	
Nitinol							
.012	.30	4581-301	5	4581-302	5	4581-303	5
.013	.33	4581-304	5	4581-305	5	4581-306	5
.014	.36	4581-307	5	4581-308	5	4581-309	5
.016	.41	4581-310	5	4581-311	5	4581-312	5
.018	.46	4581-313	5	4581-314	5	4581-315	5
.020	.51	4581-316	5	4581-317	5	4581-318	5
.014 x .025	.36 x .64	4581-319	5	4581-320	5	4581-321	5
.016 x .022	.41 x .56	4581-322	5	4581-323	5	4581-324	5
.016 x .025	.41 x .64	4581-325	5	4581-326	5	4581-327	5
.017 x .025	.43 x .64	4581-328	5	4581-329	5	4581-330	5
.018 x .025	.46 x .64	4581-331	5	4581-332	5	4581-333	5
.019 x .025	.48 x .64	4581-334	5	4581-335	5	4581-336	5
Nitinol HA							
.014 x .025	.36 x .64	4585-301	5	4585-302	5	4585-303	5
.016 x .025	.41 x .64	4585-304	5	4585-305	5	4585-306	5
.017 x .025	.43 x .64	4585-307	5	4585-308	5	4585-309	5
.018 x .025	.46 x .64	4585-310	5	4585-311	5	4585-312	5
.019 x .025	.48 x .64	4585-313	5	4585-314	5	4585-315	5
Beta Titanium							
.016 x .022	.41 x .56	4582-301		4582-302		4582-303	
.017 x .025	.43 x .64	4582-304		4582-305		4582-306	
.019 x .025	.48 x .64	4582-307		4582-308		4582-309	
Stainless Steel							
.016 x .022	.41 x .56	4583-301		4583-302		4583-303	
.016 x .025	.41 x .64	4583-304		4583-305		4583-306	
.017 x .025	.43 x .64	4583-307		4583-308		4583-309	
.019 x .025	.48 x .64	4583-310		4583-311		4583-312	
			with stops		with stops		with stops

- For Nitinol and Nitinol HA archwires with pre-loaded stops, add a 5 at the end of the 7 digit part number.
- 10/pk unit of use

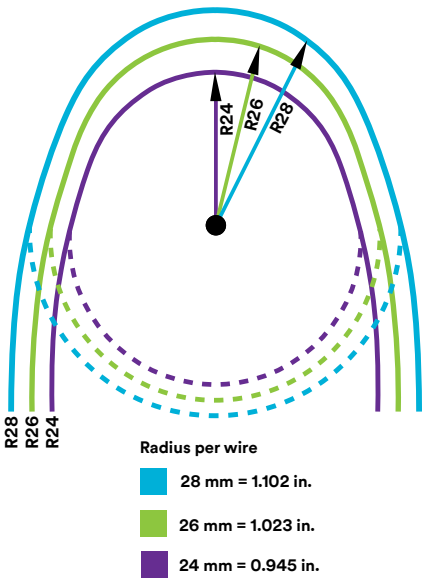

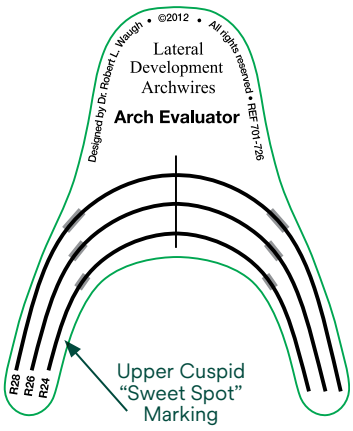

Arch Evaluator (5/pk)

The Arch Evaluator is a useful tool that can be used at various times during treatment.

- Helps estimate the necessary lateral development
- Allows you to identify upper cuspid "Sweet Spot" position on wires and confirm proper upper cuspid bracket positioning
- Helps evaluate progression of lateral development
- Use on diagnostic model as an early guide for archwire sizing
- Can be used with wax bite to assess lateral development
- Confirms arch form size prior to insertion
- Tabletop guide for restoring shape following adjustment bends
- Reference for customizing extra-large or extra-small arch forms in extreme cases

Permachrome Resilient Archwire

Dimension Inches	Dimension mm		OrthoForm™ II Square		OrthoForm™ III Ovoid		OrthoForm™ LA	Standard
Round								
Upper								
.012	.30		4300-603		300-003		-	-
.014	.36	4	300-605	4	300-005		-	299-145
.016	.41	4	300-607	4	300-007		300-503	299-165
.018	.46	4	300-609	4	300-009		300-515	299-185
.020	.51	4	300-611	4	300-011		4300-521	299-205
Lower								
.012	.30		4300-604		300-004		-	-
.014	.36	4	300-606	4	300-006		-	299-146
.016	.41	4	300-608	4	300-008		300-504	299-166
.018	.46	4	300-610	4	300-010		300-516	299-186
.020	.51	4	300-612	4	300-012		4300-522	299-206
Rectangular/Square								
Upper								
.016 x .016	.41 x .41	4	300-615	4	300-015	4	300-565	298-115
.016 x .022	.41 x .56	4	300-617	4	300-017		300-567	298-175
.016 x .025	.41 x .64		4300-657	4	300-659		-	-
.0175 x .0175	.44 x .44		4293-341		4293-351	4	-	-
.017 x .022	.43 x .56		4300-619	4	300-019		4300-577	298-275
.017 x .025	.43 x .64	4	300-621	4	300-021		300-579	298-285
.017 x .025 H*	.43 x .64		9293-891		9293-893		-	-
.018 x .022	.46 x .56		4300-623	4	300-023		4300-569	-
.018 x .025	.46 x .64	4	300-625	4	300-025		300-573	298-385
.018 x .025 H*	.46 x .64		9293-917		9293-919		-	-
.019 x .025	.48 x .64	4	300-627	4	300-027		300-585	298-485
.019 x .025 H*	.48 x .64		9293-959		9293-961		-	-
.021 x .025	.53 x .64		4300-629	4	300-029		4300-593	298-585
Lower								
.016 x .016	.41 x .41	4	300-616	4	300-016	4	300-566	298-116
.016 x .022	.41 x .56	4	300-618	4	300-018		300-568	298-176
.016 x .025	.41 x .64		4300-658	4	300-660		-	-
.0175 x .0175	.44 x .44		4293-342		4293-352		-	-
.017 x .022	.43 x .56		4300-620	4	300-020		4300-578	298-276
.017 x .025	.43 x .64	4	300-622	4	300-022		300-580	298-286
.017 x .025 H*	.43 x .64		9293-892		9293-894		-	-
.018 x .022	.46 x .56		4300-624	4	300-024		-	-
.018 x .025	.46 x .64	4	300-626	4	300-026		300-574	298-386
.018 x .025 H*	.46 x .64		9293-918		9293-920		-	-
.019 x .025	.48 x .64	4	300-628	4	300-028		300-586	298-486
.019 x .025 H*	.48 x. 64		9293-960		9293-962		-	-
.021 x .025	.53 x .64		4300-630	4	300-030		4300-594	298-586
		Unit of Use		Unit of Use		Unit of Use		

*Hybrid

Our most popular stainless steel archwire – delivering a balance of malleability and springback.

- Better formability than Hi-T™ II
- Mid-range tensile strength
- OrthoForm II, III, LA packed 50/pk unit of use or 10/pk folders
- Standard Archform Round packed 50/pk folders, Square and Rectangular 10/pk folders
- Hybrid packed 10/pk unit of use

Permachrome Standard Archwire

Dimension Inches	Dimension mm	Standard
Round		
Upper		
.018	.46	**301-181**
Lower		
.018	.46	**301-182**
Rectangular/Square		
Upper		
.016 x .022	.41 x .56	**300-171**
.017 x .025	.43 x .64	**300-281**
.018 x .025	.46 x .64	**300-381**
.019 x .025	.48 x .64	**300-481**
Lower		
.016 x .022	.41 x .56	**300-172**
.017 x .025	.43 x .64	**300-282**
.018 x .025	.46 x .64	**300-382**
.019 x .025	.48 x .64	**300-482**

Unit of Use

This stainless steel archwire is recommended when complex bends and loops are required.

- Better malleability than Permachrome Resilient and Hi-T™ II
- Lowest tensile strength
- Round wires packed 50/pk folders, Rectangular wires 10/pk folders

Permachrome Posted Archwire

Miscellaneous Solder Supplies

Dimension Inches	Inter-Post mm	OrthoForm™ II Square	OrthoForm™ III Ovoid
Rectangular			
Upper			
.016 x .022	44	-	300-931
.016 x .022	42	-	300-932
.016 x .022	40	-	300-933
.016 x .022	38	300-728	300-934
.016 x .022	36	300-729	300-935
.016 x .022	34	300-730	300-936
.016 x .022	32	300-731	300-937
.019 x .025	44	-	300-938
.019 x .025	42	300-233	300-939
.019 x .025	40	300-234	300-940
.019 x .025	38	300-235	300-941
.019 x .025	36	300-236	300-942
.019 x .025	34	300-237	300-943
.019 x .025	32	300-238	300-944
Rectangular			
Lower			
.016 x .022	30	-	300-955
.016 x .022	28	-	300-956
.016 x .022	26	-	300-957
.016 x .022	24	-	300-958
.016 x .022	22	-	300-959
.019 x .025	30	300-244	300-960
.019 x .025	28	300-245	300-961
.019 x .025	26	300-246	300-962
.019 x .025	24	300-247	300-963
.019 x .025	22	-	300-964

- High tensile strength
- Stainless steel wires with brass alloy posts
- Available in folder packs only
- 10/pk

Solder Supplies

Soldering Flux

700-202

Silver Solder

- Dead soft. Contains no toxic cadmium.
- 2-DWT package

700-101 Light, Diameter: 0.010 in. (0.25 mm); Length: 30 feet (9.14 meters)
700-102 Regular, Diameter: 0.015 in. (0.38 mm); Length: 20 feet (6.10 meters)
700-103 Heavy, Diameter: 0.025 in. (0.64 mm); Length: 10 feet (3.05 meters)

Stainless Steel Straight Lengths

Round Wire

- 14 in. (35.6 cm) Straight Lengths

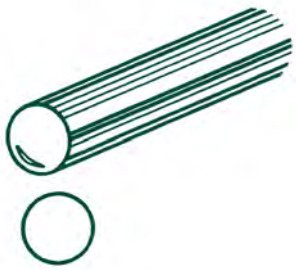

Size Inches	Size mm	Permachrome Standard	Qty/ Pkg	Permachrome Resilient	Qty/ Pkg
.010	.25	**211-100**	40	-	
.012	.30	**211-120**	40	-	40
.014	.36	**211-140**	40	**213-140**	40
.015	.39	**211-150**	40	-	
.016	.41	**211-160**	40	**213-160**	40
.018	.46	**211-180**	40	**213-180**	40
.020	.51	**211-200**	40	**213-200**	40
.021	.53	**211-210**	35	-	
.022	.56	**211-220**	35	-	
.024	.61	**211-240**	30	-	
.025	.64	**211-250**	30	**220-250**	30
.026	.66	**211-260**	30	-	
.028	.71	**211-280**	25	**220-280**	30
.030	.76	**211-300**	25	**220-300**	30
.032	.81	**211-320**	25	**220-320**	30
.036	.91	**211-360**	25	**220-360**	25
.040	1.0	**211-400**	20	-	
.045	1.14	**211-450**	15	-	
.051	1.3	**211-510**	15	-	
.055	1.4	**211-550**	15	-	

Rectangular and Square Wire

- Slightly radiused corners facilitate insertion into bracket slot with no appreciable loss of torque
- Square wire for control with optimum sliding mechanics
- Tighter diagonal tolerance on .016 x .016 to avoid rolling in slot
- 10/pk

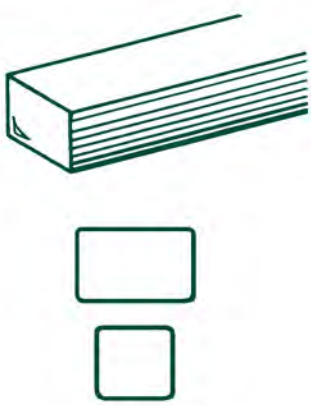

14 in. (35.6 cm) Straight Lengths

Size Inches	Size mm	Permachrome Standard	Permachrome Resilient
.016 x .016	.41 x .41	**251-616**	**253-616**
.016 x .022	.41 x .56	**251-622**	**253-622**
.017 x .022	.43 x .56	**251-722**	**253-722**
.017 x .025	.43 x .64	**251-725**	**253-725**
.018 x .018	.46 x .46	-	**253-818**
.018 x .022	.46 x .56	**251-822**	**253-822**
.018 x .025	.46 x .64	**251-825**	**253-825**
.019 x .025	.48 x .64	**251-925**	**253-925**
.020 x .025	.51 x .64	-	**253-025**
.021 x .025	.53 x .64	**251-125**	**253-125**
.0215 x .028	.55 x .71	**251-228**	**253-228**

Multi-Strand Archwire

Braided Wire

- Eight (8) strand Braided Rectangular
- Three dimensional control
- Wide working range
- 10/pk

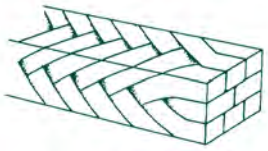

Dimension Inches	Dimension mm	OrthoForm™ II Square	OrthoForm™ III Ovoid
Rectangular/Square			
Upper			
.016 x .016	.41 x .41	**300-905**	-
.016 x .022	.41 x .56	**300-907**	-
.017 x .025	.43 x .64	**300-909**	**300-967**
.018 x .025	.46 x .64	**300-911**	-
.019 x .025	.48 x .64	**300-913**	**300-971**
.021 x .025	.53 x .64	**300-915**	-
Lower			
.016 x .016	.41 x .41	**300-906**	-
.016 x .022	.41 x .56	**300-908**	-
.017 x .025	.43 x .64	**300-910**	**300-968**
.018 x .025	.46 x .64	**300-912**	-
.019 x .025	.48 x .64	**300-914**	**300-972**
.021 x .025	.53 x .64	**300-916**	-

Coaxial Wire

- Five (5) tempered wires wrapped around a core wire
- Light force
- Highly flexible – easy to engage
- Excellent initial wire
- One form for both U/L arches
- Ends do not unravel when cut
- 10/pk



Round Size Inches	mm	OrthoForm™ II 14 in. Lengths
.0155	.40	**300-760**
.0175	.45	**300-761**
.0195	.48	**300-762**
.0215	.51	**300-763**

Twist Wire

- Three (3) strand twist
- More continuous light force over greater working range than solid round wire of same diameter
- 10/pk

Size Inches	mm	OrthoForm™ II Upper	Lower
.0175	.45	**300-701**	**300-702**

Ligature Wire and Tie Hooks

Ligature Wire

- Preformed ligature slips easily over all brackets
- Coated preformed ligature wire; ideal for esthetic brackets such as Clarity™ Brand Brackets
- Dead soft permachrome wire in color coded bundles of 200
- Coated ligature wire reduces friction between archwire and bracket



Preformed Uncoated (1,000/pk)

Diameter Inches	Diameter mm		Color Band
.008	.20	**390-080**	Yellow
.009	.23	**390-090**	Green
.010	.25	**390-100**	Blue
.011	.28	**390-110**	Pink
.012	.30	**390-120**	Black
.014	.36	**390-140**	Red

Spool Uncoated

Diameter Inches	Diameter mm	16 oz. (.45 kg)
.008	.20	**200-084**
.009	.23	**200-094**
.010	.25	**200-104**
.011	.28	**200-114**
.012	.30	**200-124**
.014	.36	**200-144**

Auxiliary Ligature Tie Hooks

- .014 in. (.36 mm) ligature wire spot-welded to form a hook
- Slips under tie-wing, secures like ligature
- Tie-in mesially or distally with archwire in place

390-145 100/pk

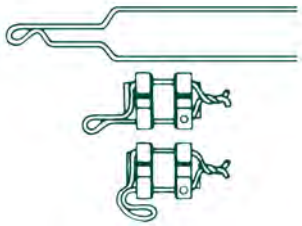

Retainer Wire

Hawley Labial Retainer (Single Loop)

- .030 in. (.76 mm) Permachrome Resilient Wire
- Preformed three dimensional complex bends, including lateral indents and convoluted palatal extensions for positive anchorage
- Ready to anchor in acrylic base
- Center of loop is on marginal ridge of cuspid

Hawley Retainer Wires (1/Pack)

Length (mm*)	Size		Length (mm*)	Size	
32.8	0	**360-300**	45.3	5	**360-305**
35.2	1	**360-301**	47.8	6	**360-306**
37.8	2	**360-302**	50.3	7	**360-307**
40.3	3	**360-303**	52.7	8	**360-308**
42.8	4	**360-304**	55.2	9	**360-309**

*Center distal loop to distal loop which corresponds to the distance cuspid to cuspid

Lingual Retainer Wire (Bondable)

- 7 in. (17.8 cm) straight lengths
- .032 in. (.81 mm) stainless steel in tight twist, will not unravel when cut
- Tight spiral twist facilitates bonding without end loops or bonding pads
- Bond any or all teeth in segment

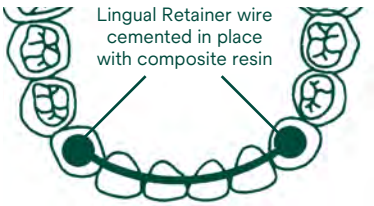

Diameter Inches	Diameter mm	Order No.	Qty/Pkg
.032	.81	**260-032**	25

Lingual Retainer Kit

- 25 each Twist wire
- 50 each AlastiK™ EZ3 Holders
- Complete Instructions

709-060

AlastiK™ EZ3 Holder

- **Not Made With Natural Rubber Latex**
- Pre-bonding lingual wire support
- Eliminates need for wax, ligature wire, floss threader or manual assistance

406-044 10/pk

Clasps

Modified Arrowhead Clasps

- Permachrome Resilient
- Grips single teeth independently
- Use on primary, permanent or semi-erupted teeth

Modified Arrowhead Clasp (10/Pk)

Size Inches	Size mm	Width (mm)		
.024	.61	5.5	**362-241**	Primary & Permanent Cuspids
.024	.61	6.5	**362-243**	Primary & Permanent Cuspids
.028	.71	6.0	**362-282**	Bicuspids & Primary Molars
.028	.71	7.0	**362-284**	Primary Molars
.028	.71	8.0	**362-285**	Permanent Molars
.028	.71	9.0	**362-286**	Permanent Molars
.028	.71	10.0	**362-287**	Permanent Molars
.028	.71	11.0	**362-288**	Permanent Molars
.028	.71	12.0	**362-289**	Permanent Molars

Ball Clasps

- Length 1.38 in. (34.9 mm)
- Stainless steel round wire with integrated round ball at one end
- Ball diameter approximately twice wire diameter
- 10/pk

Wire

Diameter in.	Diameter mm	Length in.	Length mm	
.024	.61	1.38	34.9	**364-240**
.028	.71	1.38	34.9	**364-280**
.032	.81	1.50	38.1	**364-320**
.040	1.02	1.50	38.1	**364-400**

Archwire Accessories

Archwire Dispenser

Holds up to six boxes of archwires (archwires not included). White Plexiglass.

453-012

Light Wire Arch Computer

Flexible vinyl computer used for fast determination of proper archwire size by measuring cuspid-to-cuspid distance on patient's model.

701-720

Forsus™ Class II Correctors

You can provide a proven, efficient, esthetic Class II correction treatment choice for your patients – one that works 24/7 with no patient compliance required. Forsus Class II Correctors are an effective alternative to headgear and elastics that can be added at any time, with or without molar bands. It's easy to see why more than one million patients have used Forsus appliances in treatment, with beautiful, predictable results.

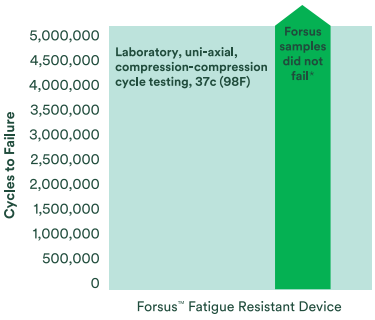

Spring Module Cycle Life Summary

*Spring removed at 5,000,000 cycles with no breakage.

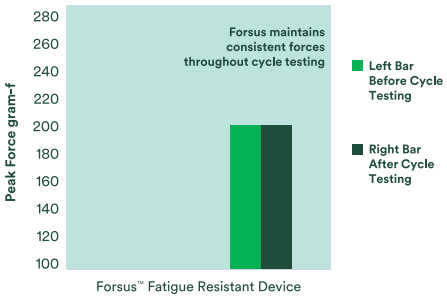

Force Decay

Charts Source: 3M Laboratory

Forsus Class II Correctors are a study in efficiency that eliminates time-consuming laboratory setup. Attach the Forsus appliance to the upper molars and lower arch, creating a mesial force on the lower arch and a distal force on the upper arch. Long-lasting, consistent forces mean a more predictable outcome for your patients.

The Forsus Class II Corrector is fatigue resistant to perform reliably throughout the course of treatment. Best of all, as an intra-oral corrector, it is out of sight, making it your choice for esthetic Class II correction.

- Esthetic – no more headgear

Product Benefits:

- Out-of-the-box solution – no labs required
- Use with or without molar bands
- Efficient treatment that works 24/7

The L-pin module allows for more flexible installation options and movement in the mouth. It can be used with a gingival or occlusal headgear tube. The left and right sides are universal. It is also used with the Forsus Wire Mount, permitting installation without a molar tube.

Forsus™ Fatigue Resistant Device

Kits (see contents chart)	EZ2 Module	L-Pin Module
5-Patient Kit	**885-141**	**885-121**
20-Patient Kit	**885-142**	**885-122**
1-Patient Kit		
All 1-Patient Kits include 2 spring modules (EZ2 or L-pin), 1 right push rod, 1 left push rod, and 2 split crimps		
1-Patient Kit, Push Rod X-Short (22 mm)	**885-150**	**-**
1-Patient Kit, Push Rod Short (25 mm)	**885-143**	**885-126**
1-Patient Kit, Push Rod Medium (29 mm)	**885-144**	**885-127**
1-Patient Kit, Push Rod Large (32 mm)	**885-145**	**885-128**
1-Patient Kit, Push Rod X-Large (35 mm)	**885-146**	**885-129**
1-Patient Kit, Push Rod XX-Large (38 mm)	**885-147**	**-**

Reorder Packs	Unit	Left/Right	Part Number
Spring Modules			
EZ2 Spring Modules - Left	5/pk	L	**885-148**
EZ2 Spring Modules - Right	5/pk	R	**885-149**
L-Pin Spring Modules	5/pk		**885-100**
L-Pins	10/pk		**885-110**
Push Rods			
Push Rod XS (22 mm), no stop	5/pk	L	**885-009**
Push Rod XS (22 mm), no stop	5/pk	R	**885-010**
Push Rod Short (25 mm)	5/pk	L	**885-111**
Push Rod Short (25 mm)	5/pk	R	**885-112**
Push Rod Medium (29 mm)	5/pk	L	**885-113**
Push Rod Medium (29 mm)	5/pk	R	**885-114**
Push Rod Large (32 mm)	5/pk	L	**885-115**
Push Rod Large (32 mm)	5/pk	R	**885-116**
Push Rod XL (35 mm)	5/pk	L	**885-117**
Push Rod XL (35 mm)	5/pk	R	**885-118**
Push Rod XXL (38 mm), no stop	5/pk	L	**885-107**
Push Rod XXL (38 mm), no stop	5/pk	R	**885-108**

Auxiliaries	Unit	Part Number
Forsus Wire Mount .018	10/pk	**885-151**
Forsus Wire Mount .022	10/pk	**885-152**
Forsus Reactivation Spacer	10/pk	**885-200**
Split Crimps	50/pk	**885-203**
Push Rod Measurement Guide	5/pk	**807-014**

Requisites for Proper Installation of Forsus Correctors

Stainless Steel Archwires
- .017 x .025 in. .018 Slot Brackets
- .019 x .025 in. .022 Slot Brackets

Steel-ligated lower cuspid brackets
Lower archwire cinched back distal to buccal tube
Negative torque in lower anterior brackets of at least -5°
or
Steel-ligated lower arch

Specifically For the EZ2 Module:
Buccal tube with a buccally-offset occlusal headgear tube

Also Consider
Gurin Lock distal to canine
Weingart Pliers for Installation
Cutters for L-Pin Trimming

Kit Contents	5-Patient Kit		20-Patient Kit	
Spring Modules	L-Pin	EZ2	L-Pin	EZ2
EZ2 Modules	-	5 L, 5 R	-	20 L, 20 R
L-Pin Modules	10	-	40	-
L-Pins	16	-	50	-
Push Rods				
X-Short (22 mm)	-	1 L, 1 R	-	5 L, 5 R
Short (25 mm)	1 L, 1 R	1 L, 1 R	5 L, 5 R	5 L, 5 R
Medium (29 mm)	1 L, 1 R	2 L, 2 R	5 L, 5 R	5 L, 5 R
Large (32 mm)	2 L, 2 R	1 L, 1 R	5 L, 5 R	5 L, 5 R
X-Large (35 mm)	1 L, 1 R	-	5 L, 5 R	-
Auxiliaries				
Split Crimps	16	16	50	50
Measurement Guides	2	5	5	20

Training Materials	Part Number
Forsus Fatigue Resistant Device Treatment Guide	**012-264**
Forsus Correctors EZ2 Module Installation CD	**012-190**

Consultation Tools	Part Number
Forsus EZ2 with Clarity™ Advanced Brackets	**600-242**
Forsus EZ2 with SmartClip™ Brackets	**600-233**
Forsus Patient Brochure	**016-963**

Auxiliary Products

AlastiK™ Force Products

AlastiK™ Easy-To-Tie Ligatures

AlastiK™ Force Products

- **Not Made With Natural Rubber Latex**
- Exciting colors
- All colors are fade resistant for a minimum of one month in artificial saliva, 8% ethanol in water, cottonseed oil and carbonated citrated sodas.

AlastiK™ Easy-To-Tie Ligatures

AlastiK Easy-To-Tie Ligatures are designed with a 45˚ bend for easy and efficient tie-wing hook up. The unique angled shape reduces the range of movement needed for bracket ligation, improving/decreasing ligation time.

Choose from 20 fade-resistant colors. One size fits most twin brackets.

Quantity 100 sticks per pack (1,000 ligatures).

AlastiK Easy-To-Tie Ligature

Clear	**406-870**
Gray	**406-871**
Smoke	**406-872**
Light Blue	**406-873**
Dusky Blue	**406-874**
Teal	**406-876**
Lavender	**406-877**
Navy Blue	**406-878**
Kelly Green	**406-880**
Yellow	**406-881**
Deep Black	**406-882**
Silver	**406-884**
Green Metallic	**406-887**
Radical Red	**406-979**
Screaming Pink	**406-980**
Plum Crazy	**406-981**
Orange Blast	**406-982**
Extreme Green	**406-983**
Mediterranean Blue	**406-985**
Obscure	**406-986**
Mixed Assorted	**406-888**

A Modules

Mini-StiK™ Patient Sticks

A Modules

- **Not Made With Natural Rubber Latex**
- Injection molded
- Easy to use
- Comfortable to wear
- Packing options:
  - AlastiK™ MiKro-StiK™ System for unit-of-use dispensing
  - Mini-StiK™ patient sticks
  - QuiK-StiK™ with central ring-grip
  - Loose

Outer Diameter	A-1	A-2	A-3
Inches	.125	.094	.110
(mm)	(3.2 mm)	(2.4 mm)	(2.8 mm)
(Bracket)	(Full)	(Single)	(Mini)

Mini-StiK Patient Sticks

- **Not Made With Natural Rubber Latex**
- A-1 or A-3 modules
- 24 modules per stik
- Injection molded for smooth, comfortable surface
- Exciting colors

417 StiKs per bag (10,008) A-1

Gray	**406-391**
Clear	**406-392**



42 StiKs per bag (1,008)

Colors	A-1	A-3
Gray	**406-381**	**406-351**
Clear	**406-382**	**406-352**
Smoke	**406-903**	**406-943**
Light Blue	**406-906**	**406-946**
Dusky Blue	**406-907**	**406-947**
Teal	**406-909**	**406-949**
Lavender	**406-910**	**406-950**
Kelly Green	**406-916**	**406-956**
Yellow	**406-918**	**406-958**
Silver	**406-922**	**406-962**
Green Metallic	**406-935**	**406-975**

Colors	A-1	A-3
Navy Blue	**406-937**	**406-977**
Deep Black	**406-938**	**406-978**
Assorted	**406-924**	**-**
Radical Red	**406-221**	**406-232**
Screaming Pink	**406-222**	**406-233**
Plum Crazy	**406-223**	**406-234**
Orange Blast	**406-224**	**406-235**
Extreme Green	**406-225**	**406-236**
Obscure	**406-226**	**406-237**
Mediterranean Blue	**406-227**	**406-238**

QuiK-StiK™
Loose Modules
B Modules
QuiK-StiK

- **Not Made With Natural Rubber Latex**
- A-1 or A-2 modules
- 60 modules per stick
- Central thumb ring
- A-1 is .125 in. (3.2 mm) outer diameter
- A-2 is .094 in. (2.4 mm) outer diameter

167 StiKs per bag (10,020) A-1

Gray	**406-476**
Clear	**406-477**

17 StiKs per bag (1,020)

Colors	A-1	A-2
Gray	**406-407**	**406-408**
Clear	**406-417**	-
Smoke	**406-703**	-
Light Blue	**406-706**	-
Dusky Blue	**406-707**	-
Teal	**406-709**	-
Lavender	**406-710**	-
Kelly Green	**406-716**	-
Yellow	**406-718**	-
Silver	**406-722**	-
Green Metallic	**406-735**	-

Colors	A-1	A-2
Navy Blue	**406-737**	-
Deep Black	**406-738**	-
Assorted	**406-724**	-
Radical Red	**406-241**	-
Screaming Pink	**406-242**	-
Plum Crazy	**406-243**	-
Orange Blast	**406-244**	-
Extreme Green	**406-245**	-
Obscure	**406-246**	-
Mediterranean Blue	**406-247**	-

Loose A-1 Modules – 1,000 per package

- **Not Made With Natural Rubber Latex**

Colors	Force	A-1
Clear	Medium	**406-011**
Gray	Medium	**406-007**
Clear	Heavy	**406-009**

B Modules – 100 per package

- **Not Made With Natural Rubber Latex**
- Injection molded
- 4 sizes

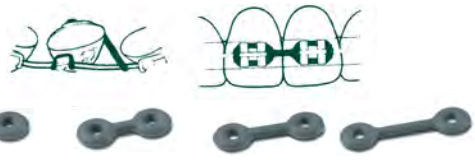

Colors	Force	Center to Center Inches (mm)	B-1 .145 (3.7)	B-2 .175 (4.4)	B-3 .230 (5.8)	B-4 .325 (8.3)
Clear	Medium		**406-021**	**406-022**	**406-023**	**406-027**
Gray	Medium		**406-091**	**406-092**	**406-093**	**406-094**
Clear	Heavy		**406-024**	-	-	-

See Archwire Products section for coated and uncoated ligature wires and auxiliary ligature tie hooks.

C Modules
Precut Chain Reel

C Modules

- **Not Made With Natural Rubber Latex**
- Three configurations
- Refer to each product for center to center measurement

C-1 Short Chain

***C-2** Long Chain

CK Continuous Chain

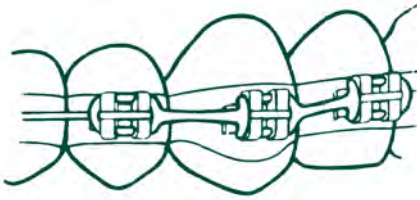

Packaging options include: bobbins, spools, and pre-cut lengths.

*C-2 only available in Precut C Module Chains

Precut C Module Chains (Injection molded)

12 module unit-of-use sections (10/pk)
- **Not Made With Natural Rubber Latex**

Colors	Force	Center to Center Inches (mm)	C-1 Mandibular .150 (3.8)	C-2 Maxillary .170 (4.3)	CK .115 (2.9)
Clear	Medium		**406-031**	**406-032**	**406-035**
Gray	Medium		**406-029**	**406-030**	**406-036**

Colors	Force	Center to Center Inches (mm)	.150 (3.8)	.175 (4.4)
Clear	Heavy		**406-033**	**406-034**

Continuous C Module Chain Reel

- **Not Made With Natural Rubber Latex**
- 3 ft. (91 cm) per reel
- Die-cut chain
- Medium force

Colors	Force	Center to Center Inches (mm)	C-1 .140 (3.6)	CK .110 (2.8)	
Clear	Medium		**406-137**	**406-869**	Package of 4 reels
Gray	Medium		**406-037**	**406-669**	Package of 4 reels
Clear	Medium		**406-140**	-	Package of 40 reels
Gray	Medium		**406-040**	-	Package of 40 reels

Continuous Chains Bobbin

Elastomeric Ligature with Guard
Continuous Chains Bobbin

- **Not Made With Natural Rubber Latex**
- 15 ft. (457 cm) per bobbin
- Die-cut chain
- Color coordinated bobbin for easy identification
- Medium force
- 1 bobbin/pk

Colors	Distance Center to Center in. (mm) C-1 .140 (3.6)	CK .110 (2.8)
Gray	406-611	406-621
Clear	406-612	406-622
Green Metallic	406-655	406-645
Hot Red	406-656	406-646
Navy Blue	406-657	406-647
Deep Black	406-658	406-648
Smoke	406-673	406-623
Light Blue	406-676	406-626
Dusky Blue	406-677	406-627
Teal	406-679	406-629
Lavender	406-680	406-630
Kelly Green	406-686	406-636

Colors	Distance Center to Center in. (mm) C-1 .140 (3.6)	CK .110 (2.8)
Yellow	406-688	406-638
Silver	406-692	406-642
Radical Red	406-297	406-306
Screaming Pink	406-298	406-307
Plum Crazy	406-299	406-308
Orange Blast	406-300	406-309
Extreme Green	406-301	406-310
Obscure	406-302	406-312
Mediterranean Blue	406-303	406-313

AlastiK™ Bobbin Dispenser

- **Not Made With Natural Rubber Latex**
- Holds 16 bobbins
- Removable handle
- Replaceable blade

406-927

Replacement Blade Set

- Replacement Blade Set (2)

406-928

Elastomeric Ligature with Guard

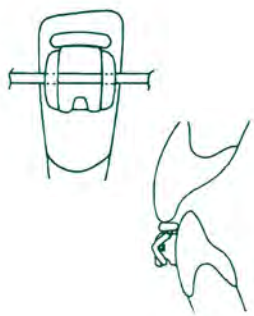

- **Not Made With Natural Rubber Latex**
- .124 in. (3.1 mm) outer diameter
- Reduces tooth contact with brackets on mandibular teeth
- Injection molded memory material
- Disc dispenser, 10 modules per disc, 10 discs per package
- 406-430 Clear
- 406-429 Silver

Separator Modules

S Modules (Separators)

- **Not Made With Natural Rubber Latex**
- Pre-banding separators
- Three sizes
- Packaging options:
  - Loose
  - QuiK-StiK™
- Thermal sensitive
- Optimal effect when not over-stretched beyond:

S1	12 mm
S2	15 mm
S3	20 mm
SX	15 mm

Loose S Modules

- **Not Made With Natural Rubber Latex**
- Three sizes
- 100/pk*

Colors	Outer Diameter Inches (mm)	S1 Anterior .140 (3.6)	S2 Posterior .175 (4.4)	S3 Posterior .210 (5.3)
Clear		**406-081**	**406-082**	**406-085**
Blue		-	**406-084**	-
Green		**406-083**	-	-

*Box available upon request

SX
Posterior
.190 in.
(4.8 mm)
Radiopaque
Dusky Blue
406-086 100/pk
406-087 1,000/pk

QuiK-StiK™ S Modules

- **Not Made With Natural Rubber Latex**
- 80 modules per stick, 13 sticks/pk
- Two sizes

Colors	Inches (mm)	Outer Diameter S1 .145 (3.7)	Outer Diameter S2 .175 (4.4)
Gray		**406-411**	**406-410**

K Modules

K Modules

- **Not Made With Natural Rubber Latex**
- For intermaxillary Class II and intramaxillary Class III applications
- 100/pk

Colors	Force	Center to Center Inches (mm)	K-0 .400 (10.2)	K-1 .455 (11.6)	K-2 .650 (16.5)	K-3 .850 (21.6)
Clear	Medium		-	406-051	-	-
Gray	Medium		406-068	406-074	406-075	-
Clear	Heavy		-	406-054	-	406-056

KX Modules

- **Not Made With Natural Rubber Latex**
- Greater force delivery than K modules
- Designed for intermaxillary application
- Typical application is from a hook on distal molar to an archwire hook in the cuspid region
- 100/pk

Colors	Force	Center to Center	KX-1	KX-2	KX-3
		Inches (mm)	.235 (6.0)	.310 (7.9)	.415 (10.5)
Clear	Medium		406-060	406-057	406-062
		Inches (mm)	.230 (5.8)	.300 (7.6)	.405 (10.3)
Gray	Medium		406-064	406-059	406-065

Rotation Wedge
Action Line
EZ3 Holder
Rotation Wedge

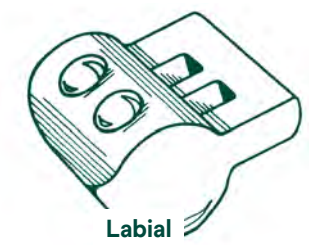

- **Not Made With Natural Rubber Latex**
- Serves as wedge when archwire is ligated to opposing tie-wings
- Preformed tabs snap over tie-wings

Labial	**Lingual .010 in. (.25 mm) ligature wire**
100/pk	10/pk
Gray	Gray
406-043	**390-150**

Action Line Thread

- **Not Made With Natural Rubber Latex**
- For rotating and extruding teeth, closing minor space and other intraoral applications
- Clear polyurethane elastomeric thread
- Self-sealing bobbin

25 ft. (7.62 m) Bobbin Diameter		
.020 in.	(.51 mm)	**407-020**
.025 in.	(.64 mm)	**407-025**
.030 in.	(.76 mm)	**407-030**

EZ3 Holder

- **Not Made With Natural Rubber Latex**
- Pre-bonding lingual wire support
- Eliminates need for wax, ligature wire, floss threader or manual assistance
- 406-044 10/pk

Action Line Tubing

- **Not Made With Natural Rubber Latex**
- Hollow tubing for tighter knots
- Natural color elastomeric tubing
- Self-sealing bobbin

25 ft. (7.62 m) Bobbin Diameter		
.020 in.	(.51 mm)	**407-120**
.025 in.	(.64 mm)	**407-125**
.030 in.	(.76 mm)	**407-130**

People Pack Intraoral Elastics

People Pack Intraoral Elastics

- **Made With Natural Rubber Latex**
- **Coated With Cornstarch**
- Precision-cut, surgical-grade latex
- No color additives
- Size and force ratings are clearly marked on packaging
- Cross indexed by color and symbol
- Patient pack illustration allows written directions on surface

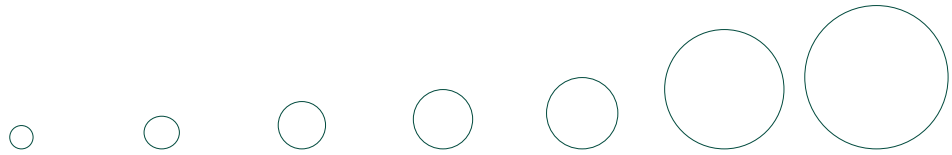

Sizes (I.D.)			**1/8 in.**	**3/16 in.**	**1/4 in.**	**5/16 in.**	**3/8 in.**	**5/8 in.**	**3/4 in.**
(Slack Diameters)			**(3.2 mm)**	**(4.6 mm)**	**(6.4 mm)**	**(7.9 mm)**	**(9.5 mm)**	**(16 mm)**	**(19 mm)**
						Pack Color			
Force Rating*		**Pkg. Code**	**Purple**	**Green**	**Red**	**Blue**	**Orange**	**Aqua**	**Yellow**
Light	2 oz.	✷	Carlos	Pete	Gary	Greg	Tom	Andy	Ernie
	(56.7 g)		**404-116**	**404-126**	**404-136**	**404-146**	**404-156**	**404-166**	**404-176**
Medium-light	3 1/2 oz.	❁	Dave	Dwight	Chuck	Cliff	Will	Paul	Hal
	(99.2 g)		**404-216**	**404-226**	**404-236**	**404-246**	**404-256**	**404-266**	**404-276**
Medium	4 oz.	▲	Cathy	Bill	Elliot	Louie	Joe	-	-
	(113.4 g)		**404-516**	**404-526**	**404-536**	**404-546**	**404-556**	-	-
Medium-heavy	5 1/2 oz.	●	-	Ken	-	-	-	-	-
	(155.9 g)		-	**404-426**	-	-	-	-	-
Heavy	6 oz.	❖	Debbie	Bummer	Fred	Roger	George	-	-
	(170.1 g)		**404-616**	**404-626**	**404-636**	**404-646**	**404-656**	-	-
Extra-heavy	8 oz.	■	Gloria	Roberto	Fran	Anna	John	-	-
	(226.8 g)		**404-716**	**404-726**	**404-736**	**404-746**	**404-756**	-	-

Packaging: All Intraoral sizes – 100 elastics per patient pack, 30 packs per box (Total 3,000 elastics)

*Force rating based upon stretching the elastic three times slack diameter

Archwire Hooks and Stops

Adjustable Sliding Yoke

Archwire Hooks and Stops

- Crimpable
- Light loads
- 2 mm length
- Wall: round .015 in. (.38 mm)
- Split crimpable can be placed without removing wire
- Use crimping plier or dull hard wire cutter

- Ideal with Nitinol wire
- Weldable
- Medium hard temper
- One or two welds to permanently anchor
- .006 in. (.15 mm) wall
- Choice of two lengths: Round 2 mm or 1 mm; Rectangular 2 mm
- Use with extraoral headgear

Adjustable Sliding Yoke

- Clip onto archwire
- Adjust length then crimp
- 310-200 10/pk

To Fit Round Wire

		Crimpable		Split Crimpable		Weldable	
		w/Arch Hook	Stop w/o Hook	w/Arch Hook	Stop w/o Hook	w/Arch Hook 2 mm length	Stop w/o Hook 1 mm length
Inches	**(mm)**	**10/pk**	**100/pk**	**10/pk**	**100/pk**	**10/pk**	**100/pk**
.016/.018	(.41)	-	-	**536-610**	**517-610**	-	-
.020	(.51)	-	-	-	-	-	**513-111**
.022	(.56)	**535-712**	**515-712**	**536-620**	**517-620**	**532-122**	**513-121**
.025	(.64)	**535-732**	-	-	-	**532-132**	-
.030	(.76)	-	-	**536-730**	**517-730**	**532-142**	-
.036	(.91)	**535-752**	**515-752**	**536-740**	**517-740**	**532-152**	-
.040	(1.02)	-	-	**536-750**	**517-750**	**532-162**	-
.045	(1.14)	-	-	-	-	**532-172**	**513-171**
.051	(1.30)	-	-	-	-	-	**513-181**

To Fit Rectangular Wire

Crimpable		Wall Thickness		w/ Extraoral Hook .025 in. (.64 mm)		w/Arch Hook		Stop w/o Hook	
Inches	**(mm)**	**Inches**	**(mm)**	**10/pk**		**10/pk**		**100/pk**	
.016 x .026	(.41 x 66)	.012	(.30)	**534-720**		**533-720**		**516-722**	
.018 x .025	(.46 x .64)	.013	(.33)	**534-710**		**533-710**		**516-712**	
.022 x .028	(.56 x .71)	.015	(.38)	**534-740**		**533-740**		**516-742**	

Split Crimpable							
Inches	**(mm)**						
.018 x .025	(.46 x .64)	**538-610**		**537-610**		**518-610**	
.022 x .028	(.56 x .71)	**538-740**		**537-740**		**518-740**	

Weldable							
Inches	**(mm)**						
.016 x .026	(.41 x .66)	**531-120**		-		-	
.018 x .028	(.46 x .71)	**531-110**		**530-110**		-	

Gurin Auxiliaries

Gurin Auxiliaries

- Anchor without welding or soldering
- Adjustable
- 1 each

			For Archwire Sizes			
			.014 / .016 in. (.36 - .41 mm)	.018 / .022 in. (.46 - .56 mm)	.028 / .036 in. (.71 - .91 mm)	.038 / .045 in. (.97 - 1.14 mm)
Auxiliary	**Description**	**L/R**	**Extra-Small**	**Small**	**Medium**	**Large**
Locks	Used as adjustable stops, tie-back stops, or to activate coil springs for opening or closing spaces	-	**560-100**	**560-200**	**560-300**	**560-400**
Nuts	For replacement	-	**561-100**	**561-200**	**-**	**561-400**
Intraoral Hooks 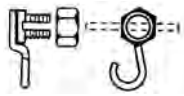	For elastics	R L	**563-101** **563-102**	**563-201** **563-202**	**-** **-**	**563-401** **563-402**
Extraoral Hooks 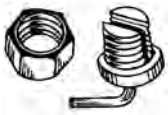	For extraoral traction	R L	**-** **-**	**562-101** **562-102**	**-** **-**	**-** **-**
Loop Springs	For individual tooth movement as a push or pull spring	R L	**-** **-**	**566-201** **566-202**	**-** **-**	**-** **-**
Finger Springs	For individual tooth movement - banded or unbanded	**-**	**-**	**565-200**	**-**	**-**
Retraction Loops 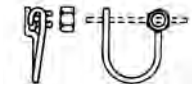	Eliminates need to bend retraction loop in archwire	R L	**-** **-**	**564-101** **564-102**	**-** **-**	**-** **-**
Gurin Lock Wrenches	• For tightening hexagon head lock nuts on Gurin auxiliaries • Machined from stainless steel • Has a knurled grasp		**810-001** For extra-small and small lock nuts **810-002** For medium and large lock nuts			

Nitinol Coil Springs

Nitinol Coil Springs

Nitinol Open Coil Springs
Length 7" (175 mm)
Packaged 3 per tube
Available in three forces

Order No.	Min. Inner Diam. (Arbor)	Desc.	Opening Force (g) 25 mm (1") Length Compressed to 19 mm (0.75")
345-100	0.030" (0.76 mm)	Light	100 g
345-200	0.030" (0.76 mm)	Medium	200 g
345-275	0.033" (0.84 mm)	Heavy	275 g

Nitinol Closed Coil Springs
Length 9 mm and 12 mm lengths, B Dimension, inner diameter (arbor) 0.030" (0.76 mm). Packaged 10 per box. Each available in three forces.



9 mm or 12 mm

Description	9 mm	Force (g) @ 12 mm Ext.	12 mm	Force (g) @ 24 mm Ext.
Light	**344-150**	150 g	**346-150**	150 g
Medium	**344-200**	200 g	**346-200**	200 g
Heavy	**344-250**	250 g	**346-250**	250 g

Important: Do not expand 9 mm coil to more than 22 mm total length from eyelet to eyelet or do not twist more than 180˚ (half a turn) to avoid deformation or significant change in force. A 12 mm coil spring is recommended for cases which require the spring to be expanded to 22-36 mm from eyelet to eyelet.

Caution: Not designed for use between upper and lower arches.

Retraction Springs

Hi-T II Coil Springs

- 3 ft. (.91 m) self-sealing bobbin
- Stainless steel spring

Hi-T II Wire Diameter Inches	(mm)	Arbor Diameter Inches	(mm)	Close-Wound	Open-Space Wound
.006	(.15)	.020	(.51)	**341-110**	**341-111**
		.022	(.56)	**341-120**	**341-121**
.007	(.18)	.022	(.56)	**341-220**	**341-221**
.008	(.20)	.022	(.56)	**341-320**	**341-321**
		.030	(.76)	**341-330**	**341-331**
		.032	(.81)	**341-340**	**341-341**
		.036	(.91)	**341-350**	**341-351**
.009	(.23)	.022	(.56)	**341-420**	**341-421**
		.030	(.76)	**341-430**	**341-431**
		.032	(.81)	**341-440**	**341-441**
		.036	(.91)	**341-450**	**341-451**
.010	(.25)	.030	(.76)	**341-530**	**341-531**
		.032	(.81)	**341-540**	**341-541**
		.036	(.91)	**341-550**	**341-551**
		.040	(1.02)	**341-560**	**341-561**

Retraction Springs

- .188 in. (4.8 mm) close-wound spring
- Intermaxillary retraction
- Built-in ligature tie on one end, preformed coil loop at other end 90° to helix

Force Rating
Technique (at 3 mm elongation)

Light wire	4 oz. (113.4 g)	**342-100**
Edgewise	8 oz. (226.8 g)	**342-101**

10/pk

T Springs

Rotation Springs

T Springs (Pletcher Springs)

- .188 in. (4.8 mm) close-wound retraction spring
- Two configurations
- Coil loop at distal end 90° to helix

Standard T Spring

Free end is straight length extending from last helix

Looped T Spring

Incorporate a mesial loop for attachment of ligature wire

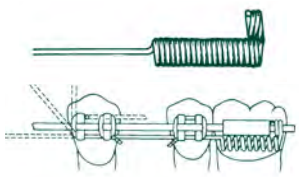

Ligature

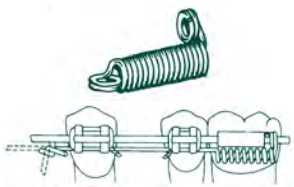

Ligature

10/pk

Wire Size Inches	Wire Size (mm)	Arbor Size Inches	Arbor Size (mm)	Standard T Spring	Looped T Spring
.009	(.23)	.030	(.76)	-	**343-430**
.011	(.28)	.030	(.76)	**342-630**	**343-630**
.012	(.30)	.030	(.76)	-	**343-730**
		.036	(.91)	**342-750**	**343-750**

Rotation Springs

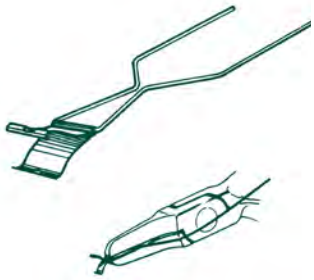

- Steiner Rotation Spring Wedge
- Comes with .010 in. (.25 mm) ligature wire already in place
- Wings made of Alloy 718, an age-hardened nickel-based aerospace alloy for more spring back
- Centered notch on rolled-edge of one spring wing stabilizes wedge under archwire
- 090-101 Short wing, 10/pk
- 090-102 Long wing, 10/pk

Preformed Lingual Arches

Preformed Lingual Arches

- Horizontal Lingual Arches
- Permachrome wire (medium-hard)
- Adjustable (15° bilateral loops)
- Double-back bends on distal loops

Arch Length (mm)	(in.)	Fraction Dimensions	Adjustable .030 in. (.76 mm)	.036 in. (.91 mm)
57	2.25	2 ¼	**314-118**	**314-218**
60	2.36	2 ⅜	**314-119**	**314-219**
64	2.50	2 ½	**314-120**	**314-220**
67	2.63	2 ⅝	**314-121**	**314-221**
70	2.75	2 ¾	**314-122**	**314-222**
73	2.87	2 ⅞	**314-123**	**314-223**
76	3.00	3	**314-124**	**314-224**
79	3.11	3 ⅛	**314-125**	**314-225**
83	3.25	3 ¼	**314-126**	**314-226**
86	3.38	3 ⅜	**314-127**	**314-227**
89	3.50	3 ½	**314-128**	**314-228**

Minimum order: 10 per style – sizes may be assorted.

Vertical Lingual Arches

.036 in. (.91 mm) diameter medium-hard Permachrome wire. Arches feature two-point contact with sheath by means of two distal posts – one double, one single.

Size (mm)	(in.)	With Loops
52	2.05	**305-152**
54	2.12	**305-154**
56	2.20	**305-156**
58	2.28	**305-158**
60	2.36	**305-160**
62	2.44	**305-162**
64	2.50	**305-164**
66	2.60	**305-166**
68	2.68	**305-168**
70	2.75	**305-170**

Minimum order: 10 per style – sizes may be assorted.

Level Anchorage Palatal Bar

- Additional molar support during facebow wear
- Increases anchorage

Size	(mm)	Order No.
2	37	**308-002**
3	42	**308-003**
4	46	**308-004**

Expansion Screws

Expansion Screws

- Indications:
  - Cleft palate
  - Maxillary arch discrepancies
- Most have double guide pins for linear movement
- Single guide pin narrow body configuration available for partial quadrant and expansions
- Includes adjustment key with each assembly

	Guide Pins	Elongation (mm)	Overall Dimensions (mm) Length	Width	Thickness	Order No.
Springless – standard	2	6	**14**	**7.5**	**3.4**	**440-146**
Springless – standard	2	7	**14**	**10**	**3.2**	**440-301**
Springless – extra small	2	4	**10**	**7.5**	**3.2**	**440-303**

Clinpro™ 5000 1.1% Sodium Fluoride Anti-Cavity Toothpaste

Patients with braces are at a higher risk for caries because food gets trapped around brackets. As a proactive measure, you can help to strengthen and repair enamel, and even reverse white spot lesions – by prescribing clinically proven, prescription-strength Clinpro 5000 fluoride toothpaste. It contains functionalized tri-calcium phosphate (fTCP) … available exclusively from Solventum.

Indications:

- For use as part of a professional program for the prevention and control of dental caries

Product Benefits:

- Helps prevent and repair early lesions by remineralizing throughout the lesion – not just on the surface
- Optimized pH aids remineralization
- Creates acid-resistant mineral in dentin tubules*
- One-step convenience improves patient compliance – patients simply switch to Clinpro 5000 toothpaste for their brushing regimen once daily
- Backed by over 5 years of clinical use
- Vanilla Mint, Spearmint and Bubble Gum flavors

*Data on file

Item No.	Product Information
12115	**Clinpro 5000 1.1% Sodium Fluoride Anti-Cavity Toothpaste** Vanilla Mint Flavor – 4 oz tube
12115SM	**Clinpro 5000 1.1% Sodium Fluoride Anti-Cavity Toothpaste** Spearmint Flavor – 4 oz tube
12115BG	**Clinpro 5000 1.1% Sodium Fluoride Anti-Cavity Toothpaste** Bubble Gum Flavor – 4 oz tube

Vanish™ XT Extended Contact Varnish

Patients can find it difficult to clean thoroughly around orthodontic brackets, and over time it can lead to white spot lesions. Vanish XT varnish helps build a barrier against demineralization and acid erosion to protect their smile during the orthodontic treatment.

Indications:

- Site-specific, light-cured protective coating that can be applied around orthodontic brackets to prevent demineralization and acid erosion

Item No .	Product Information
12148	**Vanish XT Extended Contact Varnish** 1 – 10g Clicker™ Dispenser

Product Benefits:

- Delivers fluoride, calcium and phosphate to help protect teeth from white spot lesions in those tough-to-clean areas around the brackets
- Remains on the teeth for 6 months or longer
- Vanish XT varnish can be recharged by brushing daily with Clinpro™ 5000 1.1% Sodium Fluoride Anti-Cavity Toothpaste

Clinpro™ Clear Fluoride

A fluoride treatment that does more with less.

Based on patient and professional feedback, we've reimagined the traditional fluoride treatment. Clinpro™ Clear Fluoride Treatment has a new water-based formula that's ready to apply and enables effective fluoride uptake. With less time waiting to eat or drink after treatment, Clinpro Clear Fluoride Treatment makes it easy for your patients to say "yes."

- Clear, water-based formula in a fast and easy L-Pop unit dose.
- Formula is free of rosin and common allergens with a neutral pH
- Stabilized calcium phosphate
- Minimum contact time of just 15 minutes
- Improved taste, smell, and mouthfeel
- Suction-line friendly formula

Ordering Information

Item #	Product Information
	Clinpro™ Clear Fluoride Treatment 50 Pack 50 unit-dose packages (0.50 ml L-Pop)
7200FF	**Flavorless**
7200M	**Mint Flavor**
7200W	**Watermelon Flavor**
	Clinpro™ Clear Fluoride Treatment 100 Pack 50 unit-dose packages (0.50 ml L-Pop)
7210FF	**Flavorless**
7210M	**Mint Flavor**
7200W	**Watermelon Flavor**

Series 5 Facebows

Typical Facebow Assembly

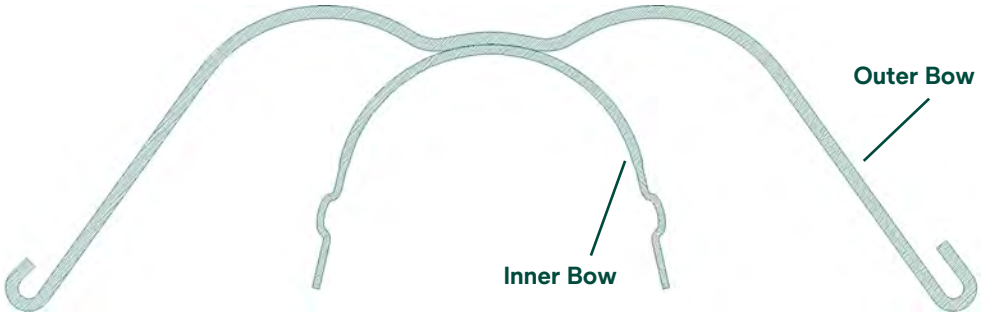

Outer Bows

- Right outer loop is larger for ease or orientation
- Outer loops are bent outward (standard) or upward (on request)
- Outer bow facially is contoured for increased strength

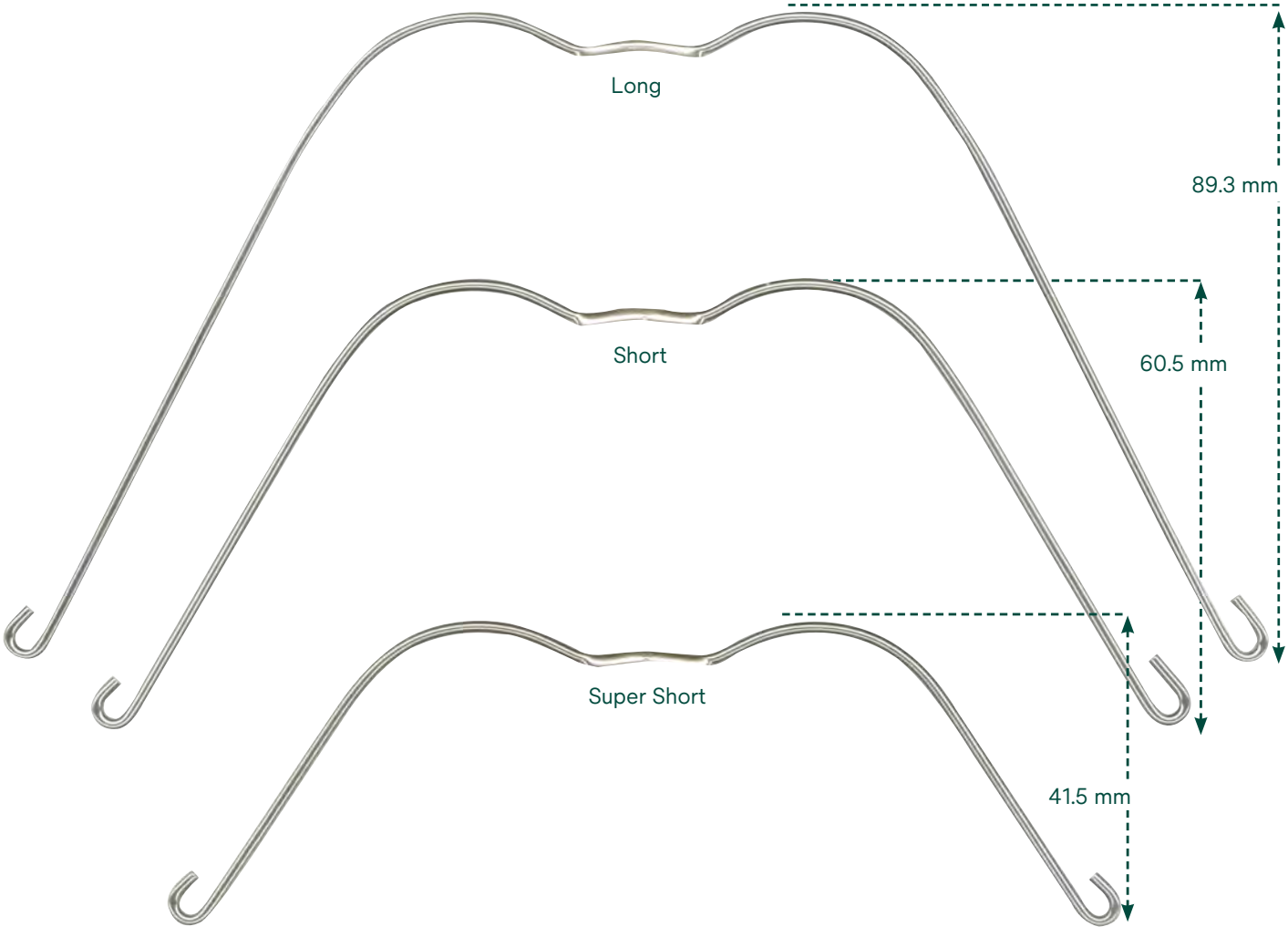

Series 5 Facebows

Inner Bows

- Inner arch length is measured from distal side of loop to distal side of opposite loop on the inside of the inner bow
- Inner arch has narrow radius so adjustments are outward
- Preformed inner loops serve as adjustable stops as well as shock absorbers and are angulated for gingival clearance

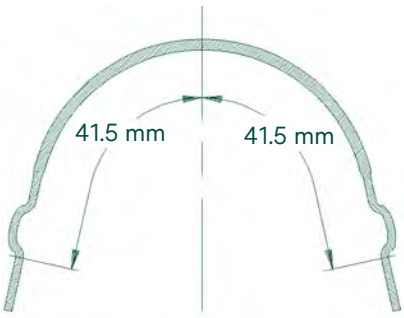

Size #1
83 mm

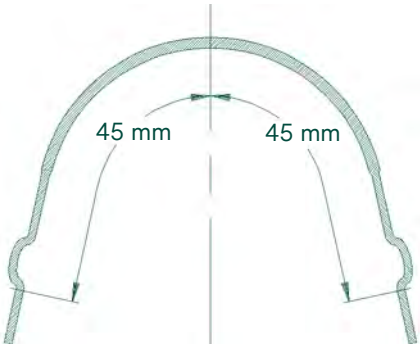

Size #2
90 mm

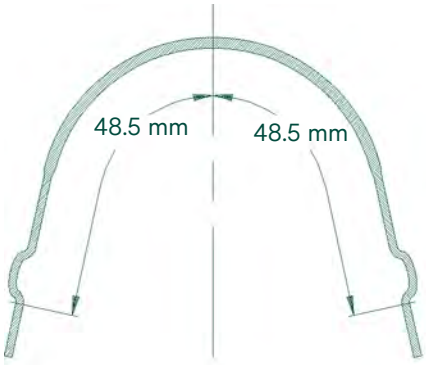

Size #3
97 mm

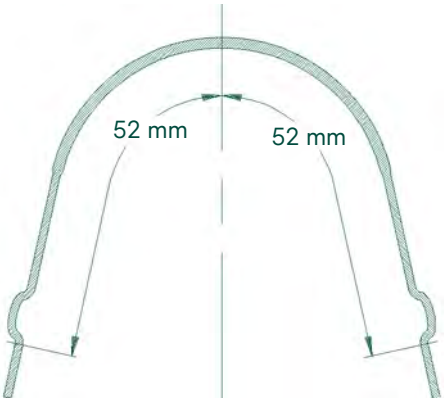

Size #4
104 mm

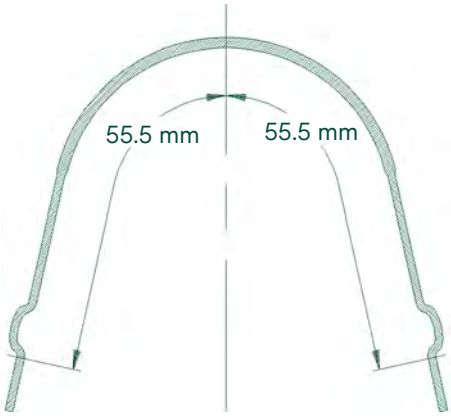

Size #5
111 mm

Note: Unless otherwise specified, Series 5 facebows are shipped with adjustable loops bent occlusally. For loops bent gingivally, indicate “special” when ordering and specify “adjustable loops bent gingivally.”

Series 5 Facebow Sizing Guide
Inner arch sizing guide
701-700 1/pk

Series 5 Facebows

Inner Bow without Hooks, Outer Bow Non-Angulated

Diameter Inches	Inner Bow Size	Inner Bow (mm)	Outer Bow Long	Outer Bow Short	Outer Bow Super Short
.045	1	83	**328-211**	**328-212**	**320-215**
.045	2	90	**328-221**	**328-222**	**320-225**
.045	3	97	**328-231**	**328-232**	**320-235**
.045	4	104	**328-241**	**328-242**	**320-245**
.045	5	111	**328-251**	**328-252**	**320-255**

Inner Bow without Hooks, Outer Bow 15° Angulation

Diameter	Inner Bow		Outer Bow Short	
Inches	Size	(mm)	Occlusal Ang.	Gingival Ang.
.045	3	97	-	**328-235**
.045	4	104	**328-244**	**328-245**
.045	5	111	-	**328-255**

Inner Bow with Cuspid Hooks, Outer Bow Non-Angulated

Diameter Inches	Inner Bow Size	Inner Bow (mm)	Outer Bow Short
.045	1	83	**329-212**
.045	2	90	**329-222**
.045	3	97	**329-232**
.045	4	104	**329-242**
.045	5	111	**329-252**

Friction-Stop Adjustable Facebows

Type of Facebow	Diameter (Inches)	Long	Short	Super Short	Ang. 15° Occlusal Short
Universal Inner Bow	.045	**320-451**	**320-452**	**320-450**	**322-452**
	.051	-	**320-512**	-	-

Facebow Accessories

Friction Fit Stops

- Used for facebow stops or spacers on inner bow
- Springy for easy fit
- Solder in place
- Inside diameter .045 in. (1.14 mm)

519-562 100/pk



Deluxe Carrying Case 4” x 9”

- Vinyl
- Zipper with pull tab

706-004 Blue, 10/pk

Typodonts

Our high-quality practice enhancement typodonts include:

Esthetics	
Clarity™ Aligners Typodont with Stand	**600-248**
Clarity™ Ultra Self-Ligating Bracket Typodont with Stand	**600-243**
Clarity™ Advanced Ceramic Brackets and Stand	**600-236**

Metal	
Mini Uni-Twin™ Brackets	**600-215**
SmartClip™ SL3 Self-Ligating Brackets	**600-221**
Miniature Twin Brackets	**600-213**
Victory Series™ Active Self-Ligating Brackets	**600-241**
Victory Series™ Low Profile Brackets	**600-224**
Victory Series™ Brackets MBT™ Appliance System	**600-211**
Victory Series™ V-Slot Brackets	**600-220**

Forsus™ Class II Correctors	
Forsus™ Fatigue Resistant Device EZ2 Module with Clarity Advanced Brackets	**600-242**
Forsus™ EZ2 Module with SmartClip™ Brackets	**600-233**

Miscellaneous	
Blank Typodont	**600-210**
Clarity Advanced Upper with Victory Series Low Profile Lower	**600-240**
Typodont Replacement Hinges	**600-209**

Clarity™ Aligners

Clarity™ Advanced Ceramic Brackets

Clarity™ Ultra Self-Ligating Brackets

Victory Series™ Active Self-Ligating Brackets

Victory Series™ Brackets MBT™ Appliance System

Forsus™ Fatigue Resistant Device EZ2 Module with Clarity™ Advanced Ceramic Brackets

Retainer and Aligners Carry Cases

Molded Retainer Cases

- High-impact polypropylene
- Hinged sections
- Latchable
- Vented, to reduce odor formation

Assortment

One each, all colors except black and purple
450-121 10/pk

Standard - 20 each, ivory, yellow, red, green, blue
450-010 100/pk

Individual Retainer Cases

(10/pk)

Ivory	**450-003**
Red	**450-005**
Blue	**450-007**
Purple	**450-008**
Black	**450-009**
Hot Pink	**450-103**

APC™ Adhesive Coated Appliance System Accessories

APC™ Inventory Dispensing System Two Drawer Set (Brackets sold separately) 2600-021

APC Inventory Dispensing System Drop-in Organizer Tray 2600-007

APC Inventory Dispensing System Back-Up Storage Units 7 x 7 2600-032

APC Inventory Dispensing System One Drawer Set (Brackets sold separately) 2600-014

Dust Cover Set for Inventory Dispensing Drawer 2600-022

Label Set for Inventory Dispensing System 2600-023

Reusable Set-Up Tray 7 x 7 (Brackets sold separately)

2600-005

Banding Accessories

Cement Guard

Serves a three-fold purpose:

- Coat band attachments prior to cementation to prevent clogging of bracket slots, tie wings, tube openings, and lingual attachments
- After banding patient, coat appliance to prevent tissue irritation
- As a “sticky wax” position attachments on bands before welding

Cement Guard is peppermint-flavored. Requires no heat. Packaged in adjustable, lipstick-type tube.

704-007 3/pk

Wax-Pak™

For coating appliances to prevent tissue irritation. Tasteless. Packaged conveniently for the patient to carry. Four sticks per pack.

603-063 100 packs

Arch Symmetry Aids



Diagnosis OrthoForm™ Arch Form Templates

Clear templates for overlay on patient model.

701-723 (3) in package



MBT™ Versatile+ Appliance System Bracket Positioning Guide

701-725

Operatory OrthoForm Arch Form Templates

White templates for chairside use.

701-724 (3) in package

Clarity™ Products

Ordering Information

Item #	Product Information
359-492	Clarity™ Aligners Take Home Bag
359-577	Clarity™ Aligners Carrying Case
359-578	Clarity™ Aligners Removal Tool
359-676	Clarity™ Aligners Welcome Kit

solventum

Solventum Dental Solutions
1-800-634-2249
Solventum.com

© Solventum 2025. Solventum and the S logo, AlastiK, APC, Clarity, Clinpro, Concise, Forsus, Incognito, Level Anchorage, MBT, OrthoForm, Ortholux, PerioMed, SmartClip, Sondhi, Transbond, Uni-Twin, Unite, Vanish, and Victory Series are Solventum or its affiliates. All other trademarks are the property of their respective owners.